


121 5th Ave N  
Edmonds, WA 98020



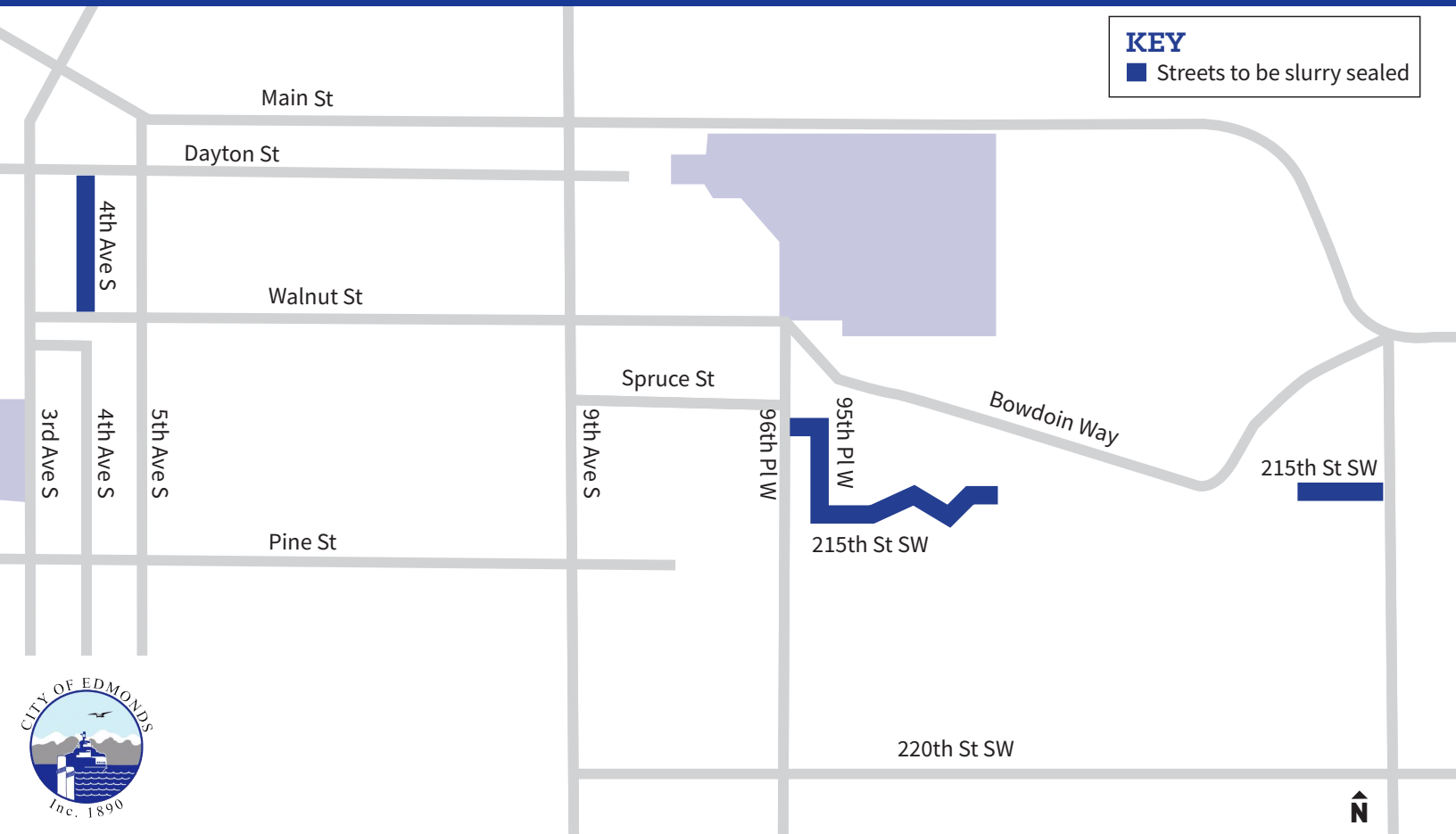
# Your street has been chosen for pavement resurfacing


This summer, the City of Edmonds will pilot a Slurry Seal Program, as a part of the citywide Pavement Preservation Program

Learn more about what this means for you inside.

[overlays.edmondswa.gov](http://overlays.edmondswa.gov)

## Pavement preservation planned for your neighborhood





# Slurry Seal Program

We believe it's important to start preserving the life of our streets before they start to show serious signs of wear and tear. This year we'll be extending the life of neighborhood streets by applying a slurry seal to three separate street sections in Edmonds. A slurry seal extends the life of our streets and helps lower the cost of future maintenance by protecting the underlying surface—keeping our streets structurally sound and safe.

## The slurry seal process:

Slurry seal is a cost-effective way to resurface neighborhood streets and is used by many cities locally and nationally. This quarter-inch layer of water, asphalt emulsion, and coarse sand is typically applied to streets that are in fair to good condition. You will see work in four phases over the next couple months, outlined in the schedule to the right.

## Why resurface streets?

Asphalt streets need periodic resealing to protect them from the deteriorating effects of rain and sun. If left untreated, the surface becomes brittle and may crack. Periodic resealing prevents more extensive and costly repairs. Regular preventive maintenance is the most cost-effective way to maintain streets.



We will be sending a follow-up postcard in mid July with the slurry seal schedule and details about what you can expect during construction.

Updated project information can also be found on the project website: [overlays.edmondswa.gov](http://overlays.edmondswa.gov)

## Please contact us with questions:

Email: [info@2018slurryseal.com](mailto:info@2018slurryseal.com) | Project hotline: 206-450-8706  
Ryan Hague, City of Edmonds, Project Manager



- 1 Pavement repair—early July**
  - Repair damaged pavement
  - Some lane closures and temporary delays
- 2 Construction preparation**
  - Sweep pavement surfaces
  - Trim vegetation in the right-of-way
  - Some lane closures and temporary delays
- 3 Slurry seal application—late July**
  - Apply slurry seal
  - Full road closure for 6 to 8 hours—work will be completed in sections in order to maintain walking access to on-street parking for those affected by road closures
  - This work is weather dependent
- 4 Post-construction cleanup**
  - Sandy road surface as the aggregate sheds
  - Sweep pavement surfaces to remove sandy debris
  - Repaint street markings
  - Some lane closures and temporary delays

Check out our webpage for more details about what to expect in each phase.