


Received by Email  
06/01/2022

LANDSCAPE ARCHITECT

RYAN LAMBERT  
7724 2nd AVE NE  
SEATTLE, WA 98115  
P.206.271.9620  
ryan@russell-lambert.com



STATE OF WASHINGTON  
REGISTERED  
LANDSCAPE ARCHITECT  
Ryan D. Lambert  
CERTIFICATE NO. 1190

REVISION

1

SPRING OF LIFE CHURCH  
ADDITION

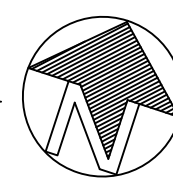
4711 116TH ST SW  
MUKILTEO, WA 98272

LANDSCAPE  
PLAN

L1.0

1 LANDSCAPE PLAN

SCALE: 1" = 20'-0"



**PLANT SCHEDULE**

TREES	QTY	SCIENTIFIC NAME	COMMON NAME	SIZE	SPACING	REMARKS
	3	ACER CIRCINATUM	VINE MAPLE	6'-7' HT	AS SHOWN	MULTI-STEM, THREE STEMS MIN, B&B
	2	ACER FREEMANII'JEFFERSRED'	AUTUMN BLAZE MAPLE	2" CAL	AS SHOWN	SINGLE TRUNK WITH STRAIGHT CENTRAL LEADER. SYMMETRICAL BRANCHING HABIT. MIN 5' BRANCHING HEIGHT.
	12	AMELANCHIER X GRANDIFLORA 'AUTUMN BRILLIANCE'	AUTUMN BRILLIANCE SERVICEBERRY	6'-7' HT	AS SHOWN	MULTI-STEM, THREE STEMS MIN, B&B
	7	CHAMAECYPARIS NOOTKATENSIS 'PENDULA'	WEeping ALASKA CEDAR	7'-8' HT	AS SHOWN	SINGLE TRUNK WITH STRAIGHT CENTRAL LEADER. SYMMETRICAL BRANCHING HABIT.
	2	PYRUS CALLERYANA 'CHANTICLEER'	CHANTICLEER FLOWERING PEAR	2" CAL	AS SHOWN	SINGLE TRUNK WITH STRAIGHT CENTRAL LEADER. SYMMETRICAL BRANCHING HABIT. MIN 5' BRANCHING HEIGHT.
	3	THUJA PLICATA 'EXCELSA'	EXCELSA WESTERN RED CEDAR	7'-8' HT	AS SHOWN	SINGLE TRUNK WITH STRAIGHT CENTRAL LEADER. SYMMETRICAL BRANCHING HABIT.
	17	ULMUS PROPINQUA 'JFS-BIEBERICH'	EMERALD SUNSHINE ELM	2½" CAL	AS SHOWN	SINGLE TRUNK WITH STRAIGHT CENTRAL LEADER. SYMMETRICAL BRANCHING HABIT. MIN 5' BRANCHING HEIGHT.
SHRUBS	QTY	SCIENTIFIC NAME	COMMON NAME	SIZE	SPACING	REMARKS
	17	CORNUS SANGUINEA 'MIDWINTER FIRE'	MIDWINTER FIRE DOGWOOD	#2 CONT	AS SHOWN	FULL AND WELL ROOTED
	17	MAHONIA AQUIFOLIUM	OREGON GRAPE	#5 CONT	AS SHOWN	FULL AND WELL ROOTED
	6	MISCANTHUS SINENSIS 'GRACILLIMUS'	MAIDEN HAIR GRASS	#2 CONT	AS SHOWN	FULL AND WELL ROOTED
	1	MYRICA CALIFORNICA	PACIFIC WAX MYRTLE	#5 CONT	AS SHOWN	FULL AND WELL ROOTED
	35	RHODODENDRON 'KEN JANECK'	KEN JANECK RHODODENDRON	#2 CONT	AS SHOWN	FULL AND WELL ROOTED
	9	RIBES SANGUINEUM 'KING EDWARD VII'	KING EDWARD VII FLOWERING CURRANT	#2 CONT	AS SHOWN	FULL AND WELL ROOTED
	12	VACCINIUM OVATUM 'THUNDERBIRD'	THUNDERBIRD EVERGREEN HUCKLEBERRY	#2 CONT	AS SHOWN	FULL AND WELL ROOTED
GROUNDCOVERS	QTY	SCIENTIFIC NAME	COMMON NAME	SIZE	SPACING	REMARKS
	719	ARCTOSTAPHYLOS UVA-URSI 'VANCOUVER JADE'	VANCOUVER JADE KINIKINNICK	#1 CONT	24" O.C.	FULL AND WELL ROOTED
	91	CORNUS SERICEA 'KESEY'	KELSEY DOGWOOD	#1 CONT	24" O.C.	FULL AND WELL ROOTED
	579	GERANIUM MACRORRHIZUM 'INGWERSEN'S VARIETY'	INGWERSEN'S VARIETY CRANESBILL	#1 CONT	18" O.C.	FULL AND WELL ROOTED
	540	MAHONIA REPENS	CREEPING OREGON GRAPE	#1 CONT	18" O.C.	FULL AND WELL ROOTED
	226	NANDINA DOMESTIC 'MOON BAY'	MOON BAY HEAVENLY BAMBOO	#1 CONT	24" O.C.	FULL AND WELL ROOTED

**PLANTING NOTES**

1. STREET TREES TO BE PLANTED 20' O.C., TYPICAL, PER MUKILTEO MUNICIPAL CODE.
2. PLANTING PLAN LAYOUT IS DIAGRAMMATIC AND MAY REQUIRE FIELD ADJUSTMENT PER DIRECTION OF THE OWNER'S REPRESENTATIVE.
3. ANY DISCREPANCIES BETWEEN THE DRAWINGS AND/OR SITE CONDITIONS SHALL BE BROUGHT TO THE ATTENTION OF THE OWNER'S REPRESENTATIVE PRIOR TO PROCEEDING WITH CONSTRUCTION.
4. THE CONTRACTOR IS RESPONSIBLE FOR LOCATING UTILITIES PRIOR TO BEGINNING CONSTRUCTION.
5. OFFSET PLANTS 1/2 OF SPACING DISTANCE FROM CURBS AND SIDEWALKS.
6. ALL PLANTING AREAS SHALL RECEIVE A MINIMUM OF 3" DEPTH ARBORIST WOOD CHIP MULCH. SEE SPECIAL PROVISIONS.
7. ALL PLANTING AREAS SHALL RECEIVE 12" DEPTH IMPORTED TOPSOIL.

LANDSCAPE ARCHITECT

RYAN LAMBERT  
7724 2nd AVE NE  
SEATTLE, WA 98115  
P.206.271.9620  
ryan@russell-lambert.com



Δ	REVISION
1	

SPRING OF LIFE CHURCH  
ADDITION  
4711 116TH ST SW  
MUKILTEO, WA 98272

PLANTING  
SCHEDULE &  
NOTES

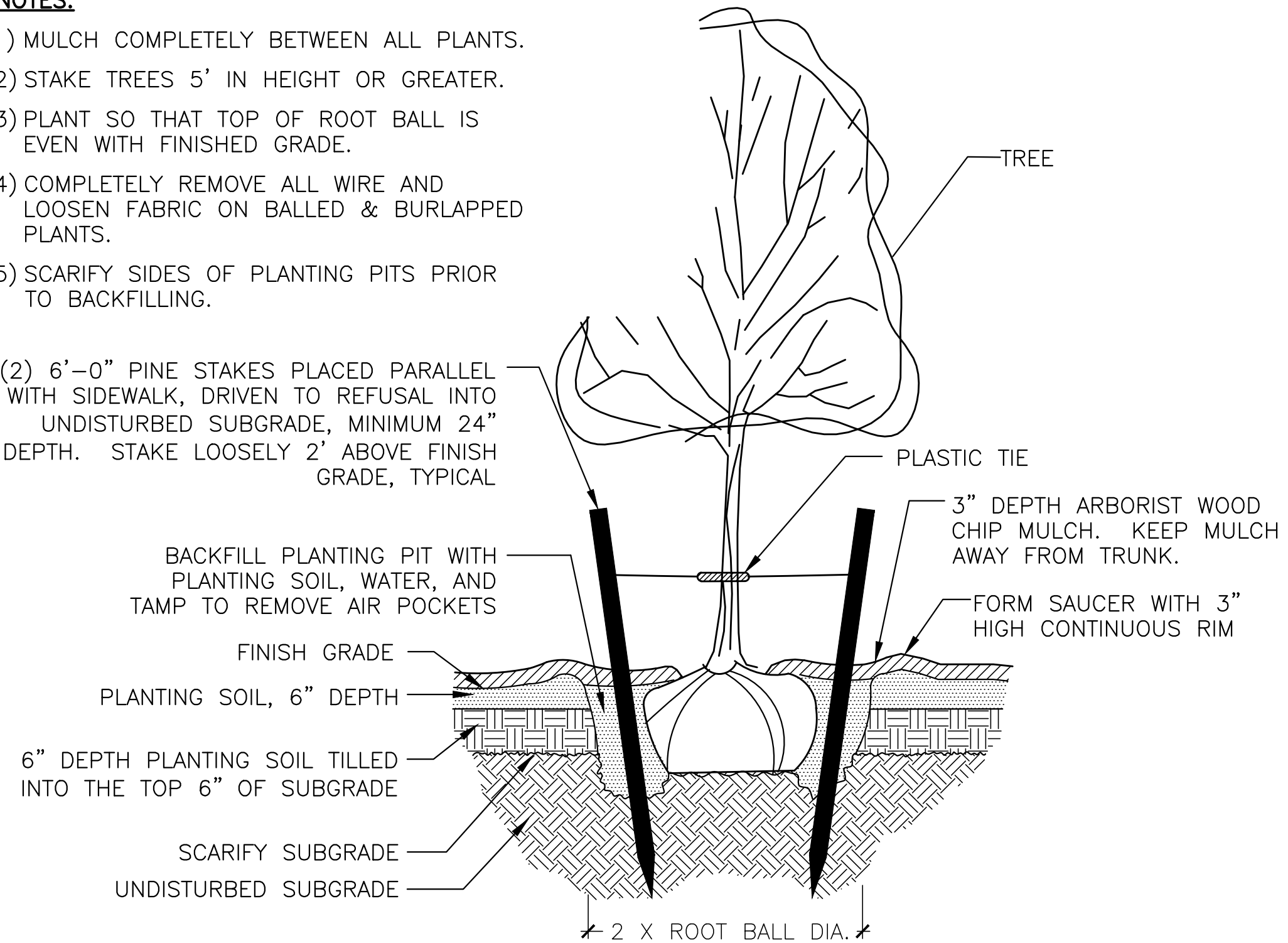
L1.1



**NOTES:**

- 1) MULCH COMPLETELY BETWEEN ALL PLANTS.
- 2) STAKE TREES 5' IN HEIGHT OR GREATER.
- 3) PLANT SO THAT TOP OF ROOT BALL IS EVEN WITH FINISHED GRADE.
- 4) COMPLETELY REMOVE ALL WIRE AND LOOSEN FABRIC ON BALLED & BURLAPPED PLANTS.
- 5) SCARIFY SIDES OF PLANTING PITS PRIOR TO BACKFILLING.

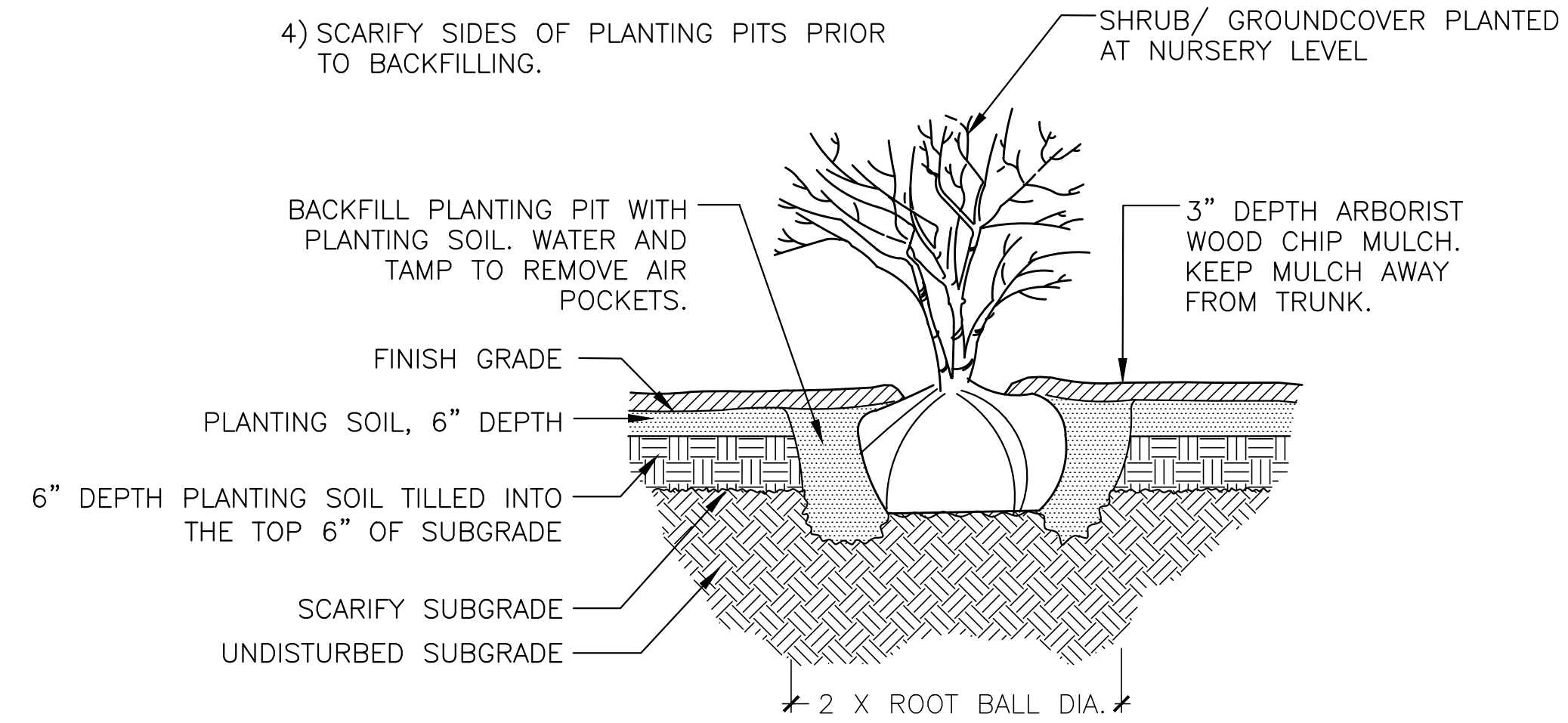
(2) 6'-0" PINE STAKES PLACED PARALLEL WITH SIDEWALK, DRIVEN TO REFUSAL INTO UNDISTURBED SUBGRADE, MINIMUM 24" DEPTH. STAKE LOOSELY 2' ABOVE FINISH GRADE, TYPICAL



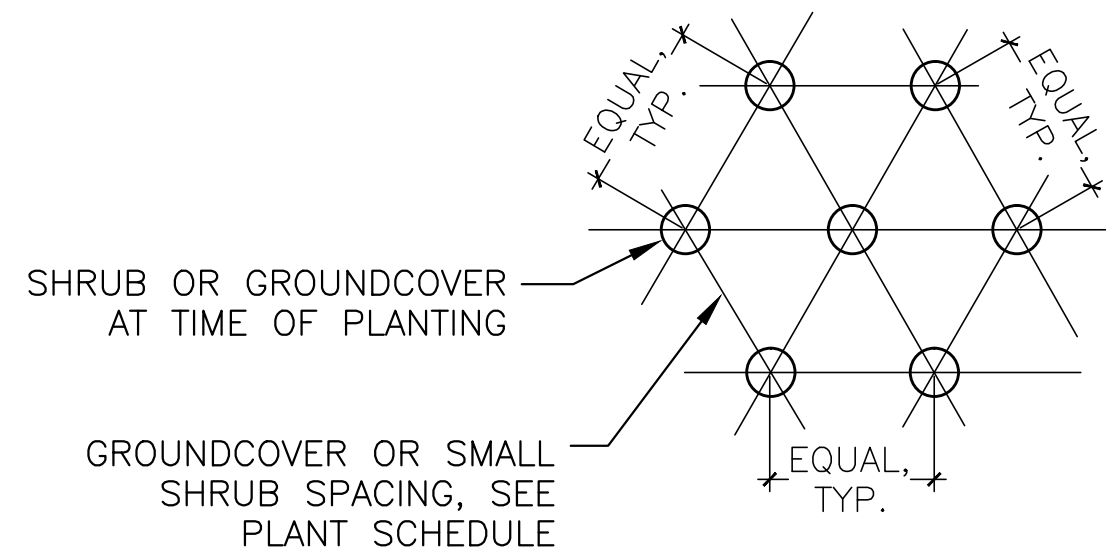
**A** TYPICAL TREE PLANTING  
NOT TO SCALE

**NOTES:**

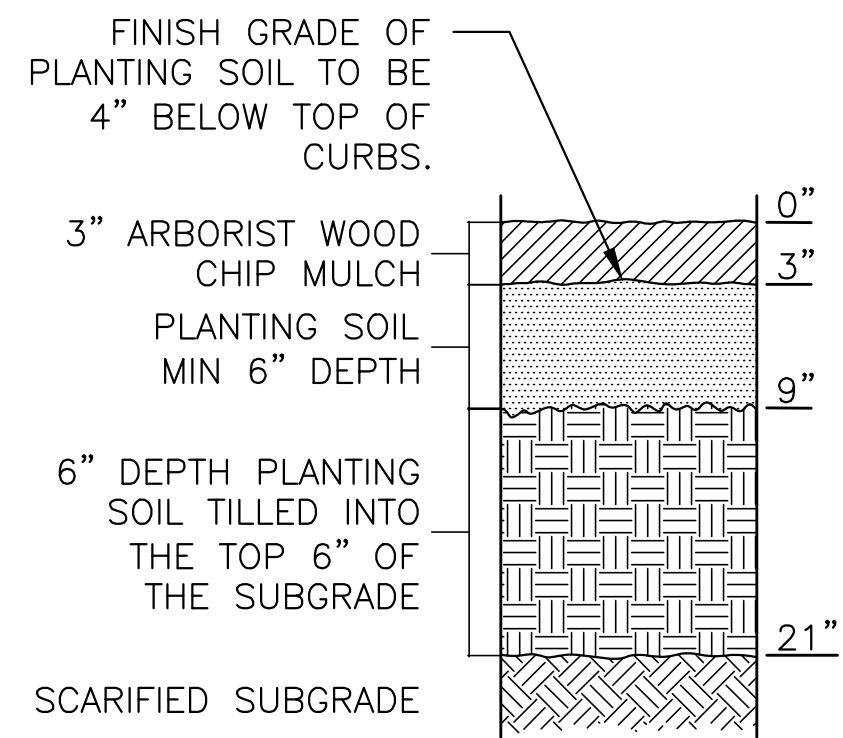
- 1) MULCH COMPLETELY BETWEEN ALL PLANTS.
- 2) PLANT SO THAT TOP OF ROOT BALL IS EVEN WITH FINISHED GRADE.
- 3) COMPLETELY REMOVE ALL WIRE AND LOOSEN FABRIC ON BALLED & BURLAPPED PLANTS.
- 4) SCARIFY SIDES OF PLANTING PITS PRIOR TO BACKFILLING.



**B** TYPICAL SHRUB & GROUNDCOVER PLANTING  
NOT TO SCALE



**C** TYPICAL PLANT SPACING  
NOT TO SCALE



**D** SOIL PREPARATION  
NOT TO SCALE



Δ	REVISION
1	