ABBREVIATIONS

A	
AB	Anchor Bolt
A&B	Above and Below
ADDL	Additional
ADDN	Addition
ADJ	Adjustable/Adjacent
AFF	Above Finish Floor
AGGR	Aggregate
AL	Aluminum
ALT	Alternate
ANCH	Anchor
ANOD	Anodized
APPROX	Approximate
AVG	Average
B	
BLDG	Building
BLKG	Blocking
BM	Beam
C	
CAB	Cabinet
CPT	Carpet
CL	Closet
CLG	Ceiling
CLKG	Caulking
CLR	Clear
CMU	Concrete Masonry Unit
COL	Column
COMP	Composition
CONC	Concrete
CONST	Construction
CT	Ceramic Tile
CTR	Center
CTRSK	Countersink
CY	Cubic yard
D	
d	Penny
DB	Dead bolt
DBL	Double
DEM	Demolish
DF	Douglas Fir
DICA	Drilled-in concrete anchor
DIM	Dimension
DN	Down
DR	Door/Drain
DS	Down Spout
DT	Drain Tile
DWG	Drawing
E	
EA	Each
EB	Expansion bolt
ELEC	Electric(al)
ELEV	Elevation
EQ	Equal
EQUIP	Equipment
ETC	Et Cetera
EW	Each way
EXIST	Existing
EXT	Exterior
F	
FF	Finish floor
FD	Floor drain
FDN	Foundation
FIC	Furnished and installed by contractor
FIN	Finish
FIO	Furnished and installed by owner
FIV	Furnished and installed by vendor
FLR	Floor
FLASH	Flashing
FOIC	Furnished by owner; installed by contractor
FOIV	Furnished by owner; installed by vendor
FOW	Face of wall
FP	Fireplace
FR	Floor Register
FT	Feet
FTG	Footing
G	
GALV	Galvanized
GL	Glue laminated
GLB	Glue laminated beam
G.T.	Girder Truss
GWB	Gypsum wall board
H	
HB	Hose bib
HC	Hollow core
HORIZ	Horizontal
HT	Height
HWD	Hardwood
I	
IN.	Inches
INCAN	Incandescent
INSUL	Insulated
INT	Interior
J	
JST	Joist
JT	Joint
K	
KD	Kiln dried
L	
LF	Lineal feet
LH	Left hand
LVL	Laminated veneer lumber
LVR	Louver
M	
MAX	Maximum
MDF	Medium density fiberboard
MDO	Medium density overlay board
MET	Metal
MIN	Minimum
MISC	Miscellaneous
N	
N	North
NIC	Not in contract
NOM	Nominal
NTS	Not to scale
O	
OC	On center
OPP HAND	Opposite hand
OSB	Oriented strand board
P	
PBD	Particle board
PERF	Perforated
PERIM	Perimeter
PC	Pull chain
P. CL	Pantry Closet
P-LAM	Plastic laminate
PLWD	Plywood
PR	Pair
PREFAB	Prefabricated
PSL	Parallel strand lumber
PT	Pressure treated
R	
R	Riser
REF	Reference
RH	Right hand
RM	Room
RO	Rough opening
S	
Structural steel designations	
G.T.	Girder Truss
L	Angle
PL	Plate
TS	Tube steel
SCHED	Schedule
SC	Solid cored
SECT	Section
SF	Square feet
SHT	Sheet
SHTG	Sheathing
SIM	Similar
SM	Sheet metal
SMS	Sheet metal screws
SPEC	Specification
SQ	Square
S&R	Shelf and rod
STL	Steel
STOR	Storage
STRUC	Structural
SV	Sheet vinyl
SIM	Similar
S4S	Surface 4 sides
T	
T	Tread
TB	Towel bar
TC	Trash compactor
TEL	Telephone
T&G	Tongue & groove
TOC	Top of concrete
TOP	Top of plate
TOW	Top of wall
TPH	Toilet paper holder
TYP	Typical
U	
UBC	Uniform Building Code
UNFIN	Unfinished
U.N.O.	Unless noted otherwise
V	
VB	Vapor Barrier
VCT	Vinyl composition tile
VERT	Vertical
VG	Vertical grain
W	
W/	With
W/O	Without
WD	Wood
WPF	Waterproof(ing)

SYMBOLS USED AS ABBREVIATIONS:

∠	Angle
@	At
℄	Center Line
d	Penny
/	Per
PL	Plate
Ø	Round/diameter
⌑	Square feet
△	Delta
+/-	Plus or minus

GENERAL NOTES

1. Contractor shall verify all existing conditions, grades, and dimensions shown before commencing work.
2. Dimension from rough opening jamb to adjacent, perpendicular stud walls shall be 3-1/2" minimum unless noted otherwise.
3. All new interior walls are 2x4 studs unless noted otherwise.
4. Provide rigid or flexible flashing as appropriate at all wall and roof openings to ensure positive drainage away from structure of wind driven rain water and site drainage water. Head flash and pan flash all window and door openings
5. All plumbing, HVAC, and electrical openings and penetrations shall be carefully located and arranged. Review with Architect before placement and cutting.
6. Exterior walls and walls separating conditioned and unconditioned spaces shall have Class II vapor retarder on the warm side.
7. Electrical and mechanical drawings to be bidder designed and under separate permit.

BUILDING CODE NOTES

2018 INTERNATIONAL BUILDING CODE (IBC), STANDARDS AND AMENDMENTS - WAC 51-50
2018 INTERNATIONAL MECHANICAL CODE (IMC), STANDARDS AND AMENDMENTS - WAC 51-52
2018 INTERNATIONAL FUEL GAS CODE (IGC & NFGC), STANDARDS AND AMENDMENTS - WC 51-52
2018 INTERNATIONAL FIRE CODE (IFC), WAC 51-54
2018 UNIFORM PLUMBING CODE (UPC), STANDARDS AND AMENDMENTS - WC 51-56
2018 WASHINGTON STATE ENERGY CODE, WAC 51-11

TYPE OF CONSTRUCTION: V-B WITH SPRINKLERS

OCCUPANCY: E - EDUCATION (CLASSROOMS)
A-3 - ASSEMBLY (GYMNASIUM WITHOUT SPECTATOR SEATS)

REQUIRED SEPARATION: NON-SEPARATED

OCCUPANT LOAD: SEE SHEET A2.0 EGRESS PLANS

GRAPHIC SYMBOLS

EARTH FILL
GRAVEL FILL
CONCRETE
MASONRY
STEEL (LARGE SCALE)
FLASHING
GYPSUM WALL BOARD
PLYWOOD
WOOD STUD WALL
FINISH WOOD
WOOD FRAMING
WOOD BLOCKING
GLUE LAMINATED SECTION
RIGID INSULATION / PANEL
BATT INSULATION

2 / A3.2 — BUILDING SECTION
2 / A3.2 — WALL SECTION
2 / A3.2 — ELEVATION
3 / 2 / A3.2 — INTERIOR ELEVATION
2 / A3.2 — DETAIL
2 / A3.2 — DETAIL
2 — REVISION
00.0 (NEW) / 00.0 (EXIST) — ELEVATION MARK

ENERGY NOTES

1. Code: 2018 Washington State Energy Code
2. Climate Zone: 4C
3. Method of energy compliance: Prescriptive per 2018 WSEC Table C402.1.3 Opaque Thermal Envelope Insulation Component Minimum Requirements, R-Value Method.
   a. Roof insulation entirely above deck: R-38 continuous
   b. Walls above grade: R-21 intermediate framing
   c. Unheated slab-on-grade: R-10 perimeter insulation for 24" below
4. All fenestration to comply with 2018 WSEC Table C402.4 Building Envelope Fenestration Maximum U-factor and SHGC Requirements.
   a. Vertical fenestration, metal framing, fixed: U-0.38
   b. SHGC:

Orientation	SEW	N
PF < 0.2	0.38	0.51
0.2 < PF < 0.5	0.46	0.56
PF < 0.5	0.61	0.61

5. Identification marks shall be applied to all insulation materials and insulation installed such that the mark is readily observable during inspection.
6. Fenestration products shall be labeled with rated U-factor, SHGC, VT and leakage rating. Values are per NFRC 100.
7. Where two or more layers of rigid insulation will be used, edge joints between layers shall be staggered.
8. Skylight curbs shall be installed to the level of roofs with the insulation entirely above deck, or R-5, whichever is less. Exception: Unit skylight curbs included as a component of skylight listed and labeled in accordance with NFRC 100 shall not be required to be insulated.
9. Structural curbs installed to support rooftop HVAC equipment are allowed to interrupt the above-roof insulation. The area under the HVAC equipment inside of the equipment curb shall be insulated to a minimum of R-13 in all locations where there are not roof openings for ductwork. The annular space between the roof opening and the ductwork shall be sealed to maintain the building air barrier. The plan-view area of the HVAC equipment curb shall be excluded from the prescriptive roof insulation requirements or the area-weighted component performance calculations.
10. All recessed lighting fixtures shall be IC rated and have an air leakage rating not greater than 2 cfm per ASTM E283 test.
11. Air barrier test method shall be in compliance with ASTM E779 or approved equivalent.
12. Submit air barrier test report to jurisdiction once test is completed. If test results exceed 0.40 cfm/sq.ft. at 0.30 inch wg, then visually inspect air barrier and seal noted sources of leakage. Submit a follow-up report to jurisdiction noting corrective measures taken. Include air barrier test report in compliance documentation provided to building owner.
13. Project closeout documentation is required, including applicable WSEC envelope compliance forms and calculations and NFRC rating certificates.

PLUMBING FIXTURE CALCS.

FOR PROPOSED ADDITION ONLY:

EDUCATION OCCUPANT LOAD = 134 (67 MALES & 67 FEMALES)
PLUMBING FIXTURES REQUIRED:
MALE: 1 WC PER 50 = 2 WC (OR 1 WC & 1 URINAL) & 1 LAV PER 50 = 2 LAV
FEMALE: 1 WC PER 50 = 2 WC & 1 LAV PER 50 = 2 LAV
1 DRINKING FOUNTAIN
1 SERVICE SINK

INDOOR SPORTS FACILITY = 86 (43 MALES & 43 FEMALES)
PLUMBING FIXTURES REQUIRED:
MALE: 1 WC PER 75 = 1 WC &1 LAV PER 200 = 1 LAV
FEMALE: 1 WC PER 40 = 2 WC & 1 LAV PER 150 = 1 LAV
1 DRINKING FOUNTAIN
1 SERVICE SINK

PLUMBING FIXTURES PROVIDED:
MALE: 2 WC, 1 URINAL , 3 LAV, 1 SHOWER
FEMALE: 3 WC, 3 LAV, 1 SHOWER
2 DRINKING FOUNTAINS (1 ADA)
1 SERVICE SINK

PROJECT SITE

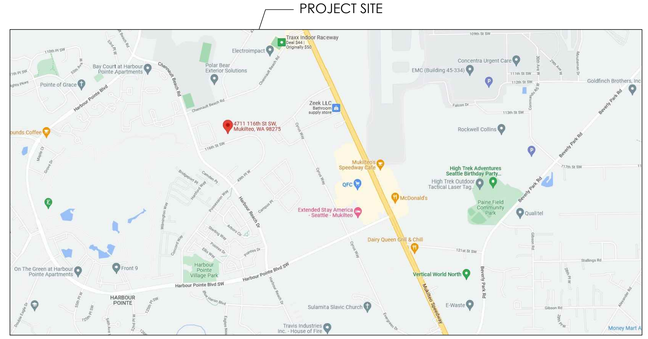

A VICINITY MAP
NTS

OWNER

SLAVIC BAPTIST CHURCH OF EVERETT

CONTACT: ANDREY GIDENKO
GEENCITY DEVELOPMENT, LLC
PHONE: 425.737.6312
EMAIL: andrey@greencitydev.us

PROJECT ADDRESS

4711 116TH ST SW, MUKILTEO, WA 98272

PROJECT DESCRIPTION

NEW 2-STORY CONSTRUCTION ADDITION TO EXISTING ONE-STORY BUILDING. THE ADDITION WILL INCLUDE AN INDOOR VOLLEYBALL COURT AND FIVE CLASSROOMS.

SITE AREA: 130,694 SF

EXISTING BUILDING: 24,743 SF (SPRINKLERED)

PROPOSED ADDITION:
FIRST FLOOR: 6,655 SF
SECOND FLOOR: 2,366 SF
TOTAL 9,021 SF GFA

PARCEL NUMBER

00788400000500

LEGAL DESCRIPTION

LOTS 5 AND 6, HARBOUR POINT BUSINESS CENTER - NORTH CAMPUS, ACCORDING TO THE PLAT THEREOF RECORDED IN VOLUMES 51 OF PLATS, PAGE(S) 73-81, INCLUSIVE, RECORDS OF SNOHOMISH COUNTY, WASHINGTON.

SITUATE IN THE CITY OF MUKILTEO, COUNTY OF SNOHOMISH, STATE OF WASHINGTON.

ZONING CODE NOTES

JURISDICTION: CITY OF MUKILTEO

ZONING: IP - INDUSTRIAL PARK

PARKING CALCULATIONS: SEE SHEET A1.0 SITE PLAN FOR PARKING CALCULATIONS.

17.20.020 STRUCTURE BULK MATRIX:

FRONT SETBACK: 30 FT

INTERIOR SETBACK: PER IBC, EXCEPT 25 FT. NEXT TO RESIDENTIAL ZONES

MAX. BLDG. HEIGHT: 65 FT. ABOVE MEAN GRADE LEVEL

MAX. LOT COVERAGE: 50%

ROADWAY SETBACKS: N/A

PROPOSED DESIGN:

FRONT SETBACK: 82'-10 1/2"

SIDE SETBACK: 69'-8 1/2" (WEST SIDE)

REAR SETBACK: 75'-1"

BUILDING HEIGHT: 30'-6" ABOVE MEAN GRADE LEVEL. (SEE SHEET A1.1 MEAN GRADE LEVEL CALCULATIONS)

BLDG FOOTPRINT: 6,816 SF + 24,743 SF = 31,559 SF

LOT COVERAGE:
BUILDING FOOTPRINT W/ ADDIITON = 31,559 SF
EXISTING SHEDS = 460 SF
TOTAL 32,019 SF

LOT COVERAGE = 32,019 / 130,694 = 0.245 = 24.5%

CITY OF MUKILTEO

Received by Email
06/01/2022

DRAWING INDEX:

A0.0	COVER SHEET, PROJECT INFORMATION
A1.0	SITE PLAN
A1.1	MEAN GRADE LEVEL CALCULATIONS
A1.2	EGRESS PLANS
A2.0	FIRST FLOOR PLAN - OVERALL
A2.1	SECOND FLOOR PLAN - OVERALL
A2.2	ROOF PLAN - OVERALL
A2.11	FIRST FLOOR PLAN - ENLARGED
A2.21	SECOND FLOOR PLAN & ROOF PLAN - ENLARGED
A2.31	PARTIAL 1ST FLOOR RCP
A2.31A	PARTIAL 1ST FLOOR RCP
A2.32	PARTIAL 2ND FLOOR RCP
A2.32A	PARTIAL 2ND FLOOR RCP
A3.0	ELEVATIONS
A3.1	ELEVATIONS
A4.0	SECTION
A5.0	WALL SECTION
A5.1	WALL SECTION
A5.2	WALL SECTION
A6.0	ADA DETAILS
A6.1	ENLARGED RESTROOM PLAN
A6.2	ENLARGED STAIR PLAN & SECTIONS
A7.0	SCHEDULES
A8.0	DETAILS
A8.1	DETAILS
A8.2	DETAILS
A9.0	ENVELOPE COMPLIANCE
A9.1	ENERGY WORKSHEETS
A9.2	ENERGY WORKSHEETS
A9.3	ENERGY WORKSHEETS
A9.4	LIGHTING COMPLIANCE
A9.5	LIGHTING ENERGY WORKSHEETS
A9.6	LIGHTING ENERGY WORKSHEETS
A9.7	LIGHTING ENERGY WORKSHEETS

ARCHITECT

LAWRENCE HOUSTON, ARCH.
10002 17th AVE. N.E.
SEATTLE, WASHINGTON 98125

CONTACT: LAWRENCE HOUSTON
TEL: 206.819.1279
EMAIL: lawrencehouston@comcast.net

CIVIL

STRUCTURAL

RB ENGINEERS, INC.
1312 2ND STREET
KIRKLAND, WA 98033

CONTACT: ROSS BAHARMAST
TEL: 425.822.3009
E-MAIL: rbe1992@gmail.com

LANDSCAPE

RUSSELL LAMBERT LANDSCAPE ARCHITECTURE
7724 2ND AVE NE
SEATTLE, WA 98115

CONTACT: MARY ELLEN RUSSELL
TEL: 206.898.6312
E-MAIL: maryellen@russell-lambert.com

REGISTERED ARCHITECT 6093 LAWRENCE S. HOUSTON STATE OF WASHINGTON

ARCHITECT
LAWRENCE HOUSTON, ARCHITECT
10002 17th NE Ave
SEATTLE, WA 98125
P.206.819.1279
lawrencehouston@comcast.net

PERMIT SET

△	REVISION
1	

SPRING OF LIFE CHURCH ADDITION
4711 116TH ST SW
MUKILTEO, WA 98272

COVER SHEET

A0.0

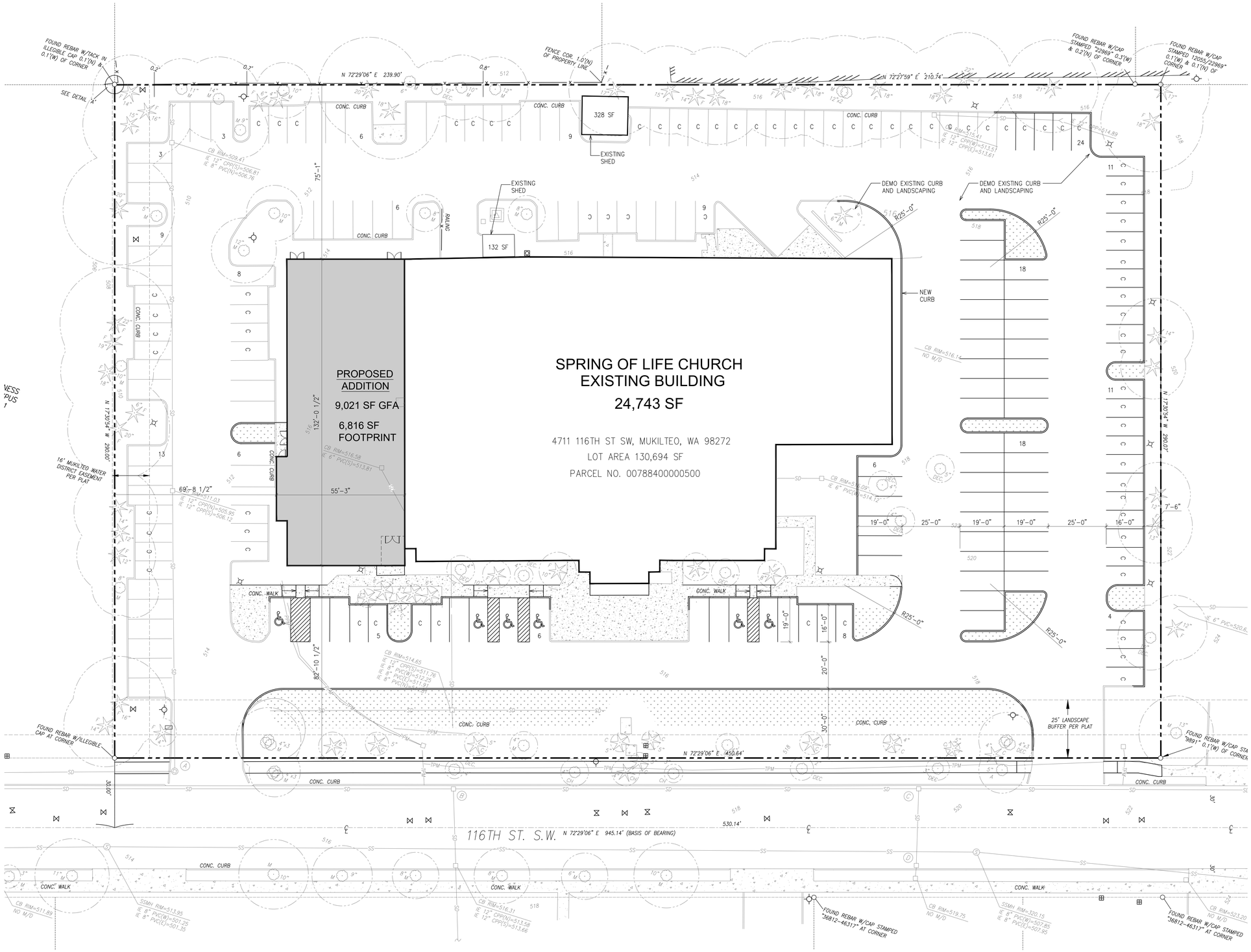

1 SITE PLAN

SCALE 1" = 20'-0"

SCALE: 1" = 20'-0"

0 20 40 100 FT.

PARKING CALCULATIONS

MIN. PARKING STALLS REQUIRED FOR EXISTING & ADDITION: 127 STALLS (PER PARKING STUDY DATED 9/22/21 BY TRANSPORT SOLUTIONS

PARKING PROVIDED: REQUIRED:

REGULAR STALLS	95
ADA PARKING STALLS	6
COMPACT STALLS	82 (MAX. ALLOWED IS 89)
TOTAL	183 STALLS

REGISTERED ARCHITECT 6093 LAWRENCE S. HOUSTON STATE OF WASHINGTON

ARCHITECT
LAWRENCE HOUSTON, ARCHITECT
10002 17th NE Ave
SEATTLE, WA 98125
P:206.819.1279
lawrencehouston@comcast.net

PERMIT SET

△	REVISION
1	

SPRING OF LIFE CHURCH ADDITION
4711 116TH ST SW
MUKILTEO, WA 98272

SITE PLAN

A1.0

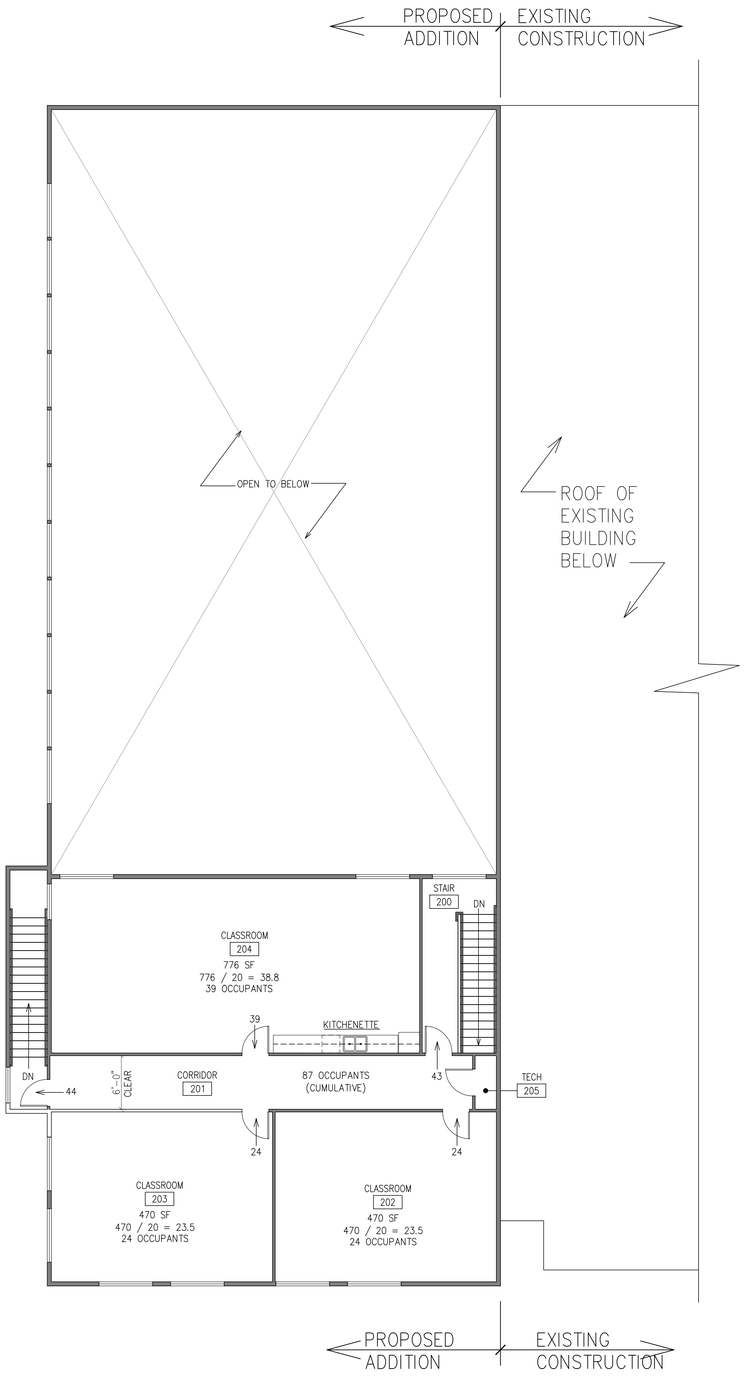

2 SECOND FLOOR PLAN

SCALE 1/16" = 1'-0"

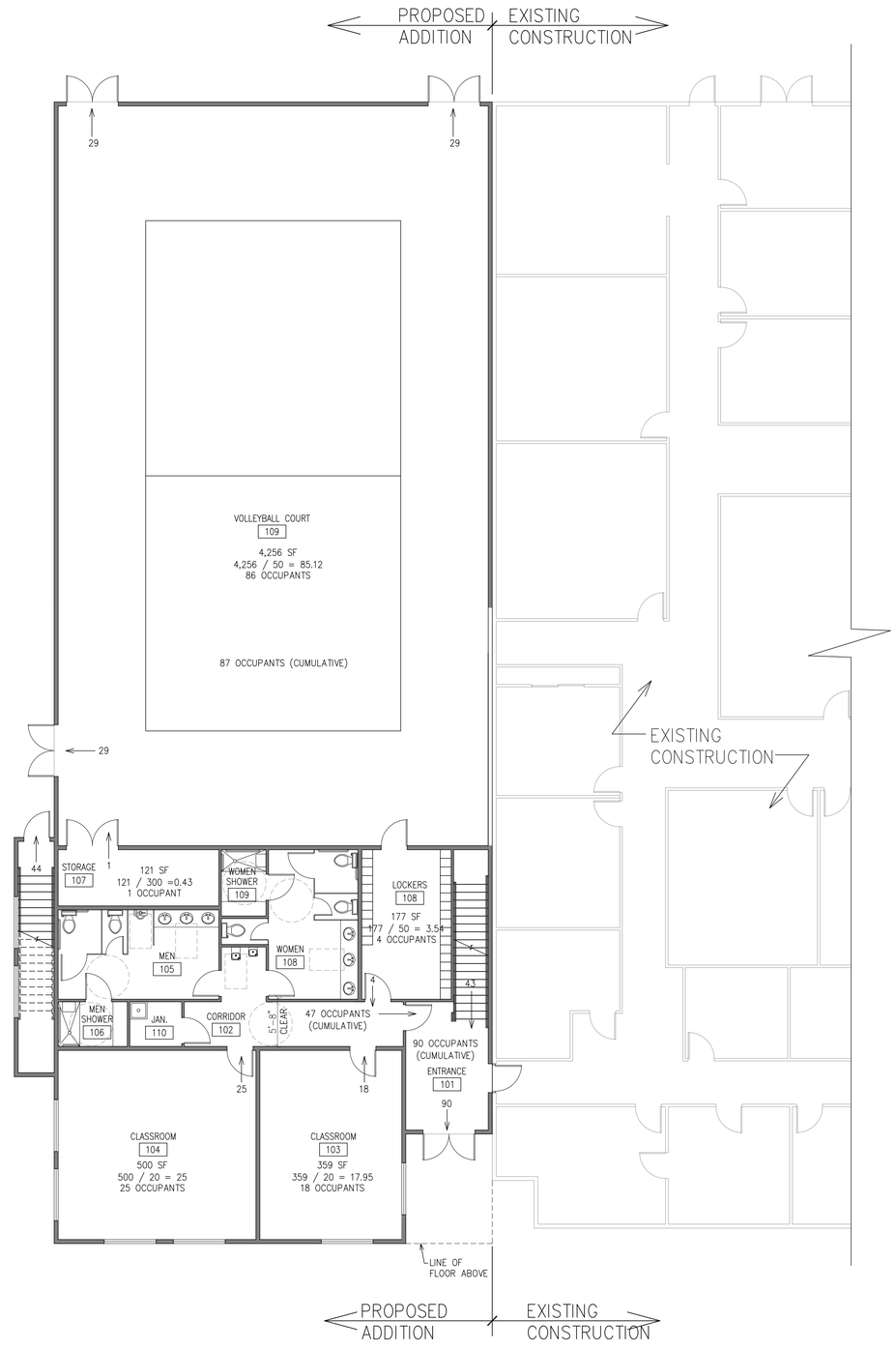

1 FIRST FLOOR PLAN

SCALE 1/16" = 1'-0"

SCALE: 1/8" = 1'-0"

0 20 40 80 FT.

REGISTERED ARCHITECT 6093 LAWRENCE S. HOUSTON STATE OF WASHINGTON

ARCHITECT
LAWRENCE HOUSTON, ARCHITECT
10002 17th NE Ave
SEATTLE, WA 98125
P:206.819.1279
lawrencehouston@comcast.net

PERMIT SET

△	REVISION
1	

SPRING OF LIFE CHURCH ADDITION

4711 116TH ST SW
MUKILTEO, WA 98272

EGRESS PLANS

A1.2

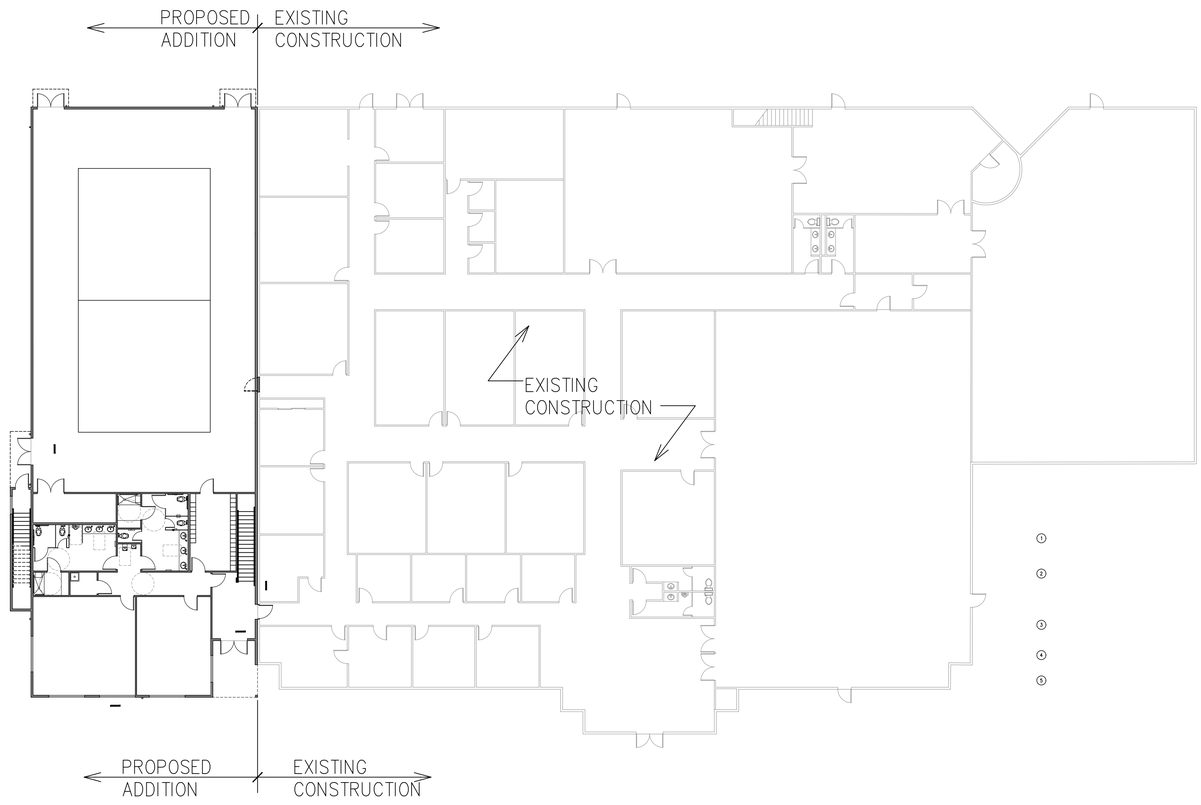

1 FIRST FLOOR PLAN - OVERALL

SCALE 1/16" = 1'-0"

SCALE: 1/16" = 1'-0"

0 20 40 80 FT.

ARCHITECT
LAWRENCE HOUSTON, ARCHITECT
10002 17th NE Ave
SEATTLE, WA 98125
P:206.819.1279
lawrencehouston@comcast.net

PERMIT SET

△	REVISION
1	

SPRING OF LIFE CHURCH ADDITION

4711 116TH ST SW
MUKILTEO, WA 98272

OVERALL FIRST FLOOR PLAN

A2.0

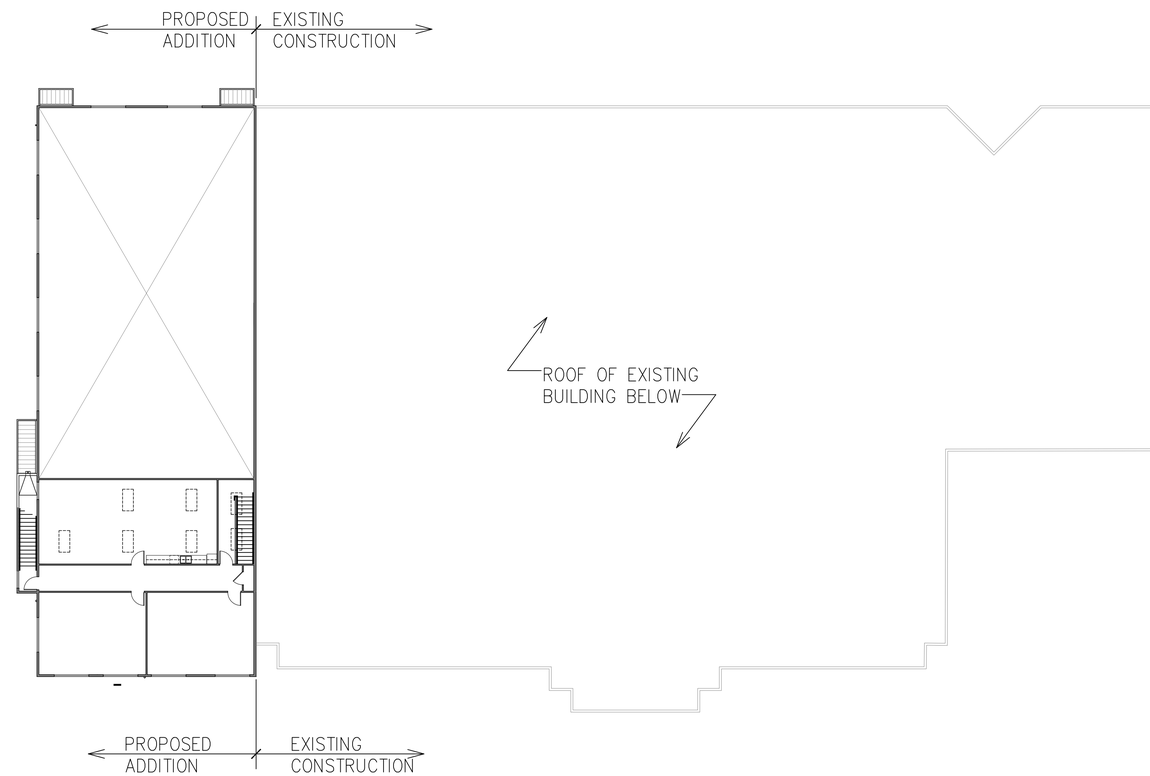

1 SECOND FLOOR PLAN - OVERALL

SCALE 1/16" = 1'-0"

SCALE: 1/16" = 1'-0"

0 20 40 80 FT.

REGISTERED ARCHITECT 6093 LAWRENCE S. HOUSTON STATE OF WASHINGTON

ARCHITECT
LAWRENCE HOUSTON, ARCHITECT
10002 17th NE Ave
SEATTLE, WA 98125
P.206.819.1279
lawrencehouston@comcast.net

PERMIT SET

△	REVISION
1	

SPRING OF LIFE CHURCH ADDITION

4711 116TH ST SW
MUKILTEO, WA 98272

OVERALL 2ND FLOOR PLAN

A2.1

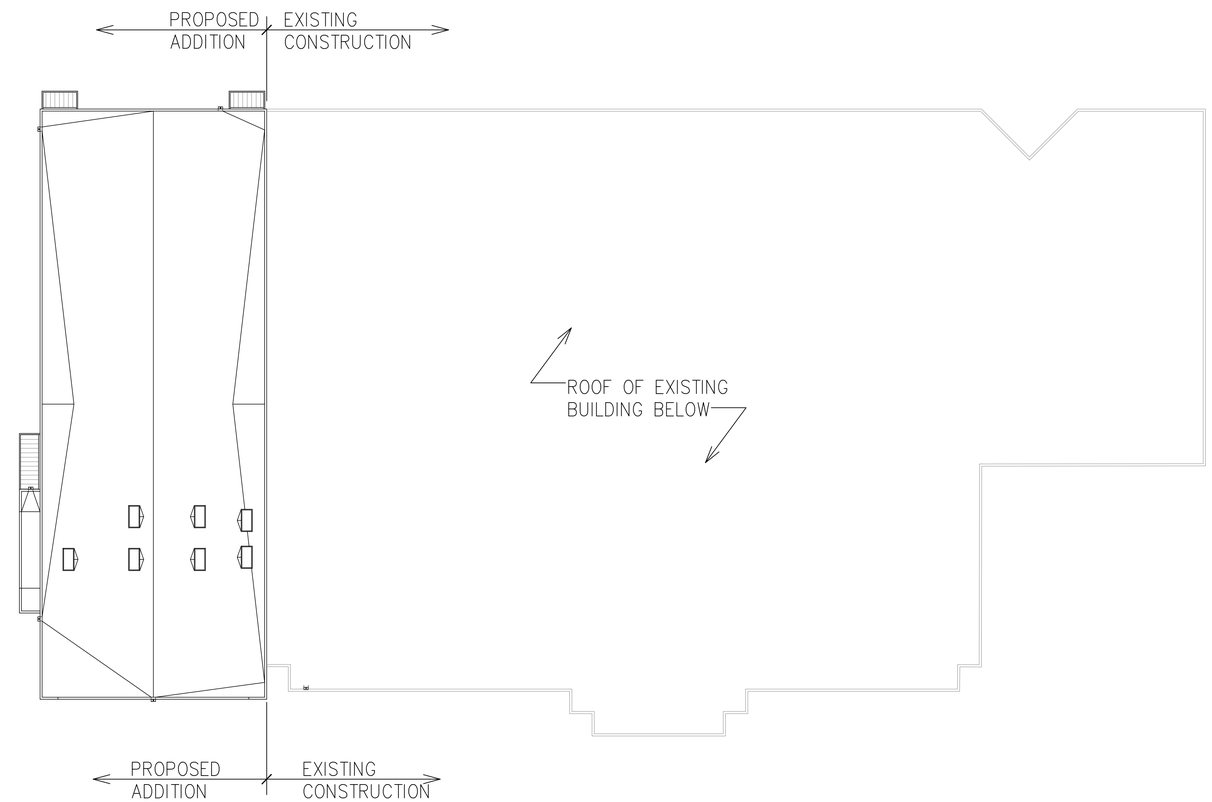

1 SECOND FLOOR PLAN - OVERALL

SCALE 1/16" = 1'-0"

SCALE: 1/16" = 1'-0"

0 20 40 80 FT.

ARCHITECT
LAWRENCE HOUSTON, ARCHITECT
10002 17th NE Ave
SEATTLE, WA 98125
P:206.819.1279
lawrencehouston@comcast.net

PERMIT SET

△	REVISION
1	

SPRING OF LIFE CHURCH ADDITION

4711 116TH ST SW
MUKILTEO, WA 98272

OVERALL ROOF PLAN

A2.2

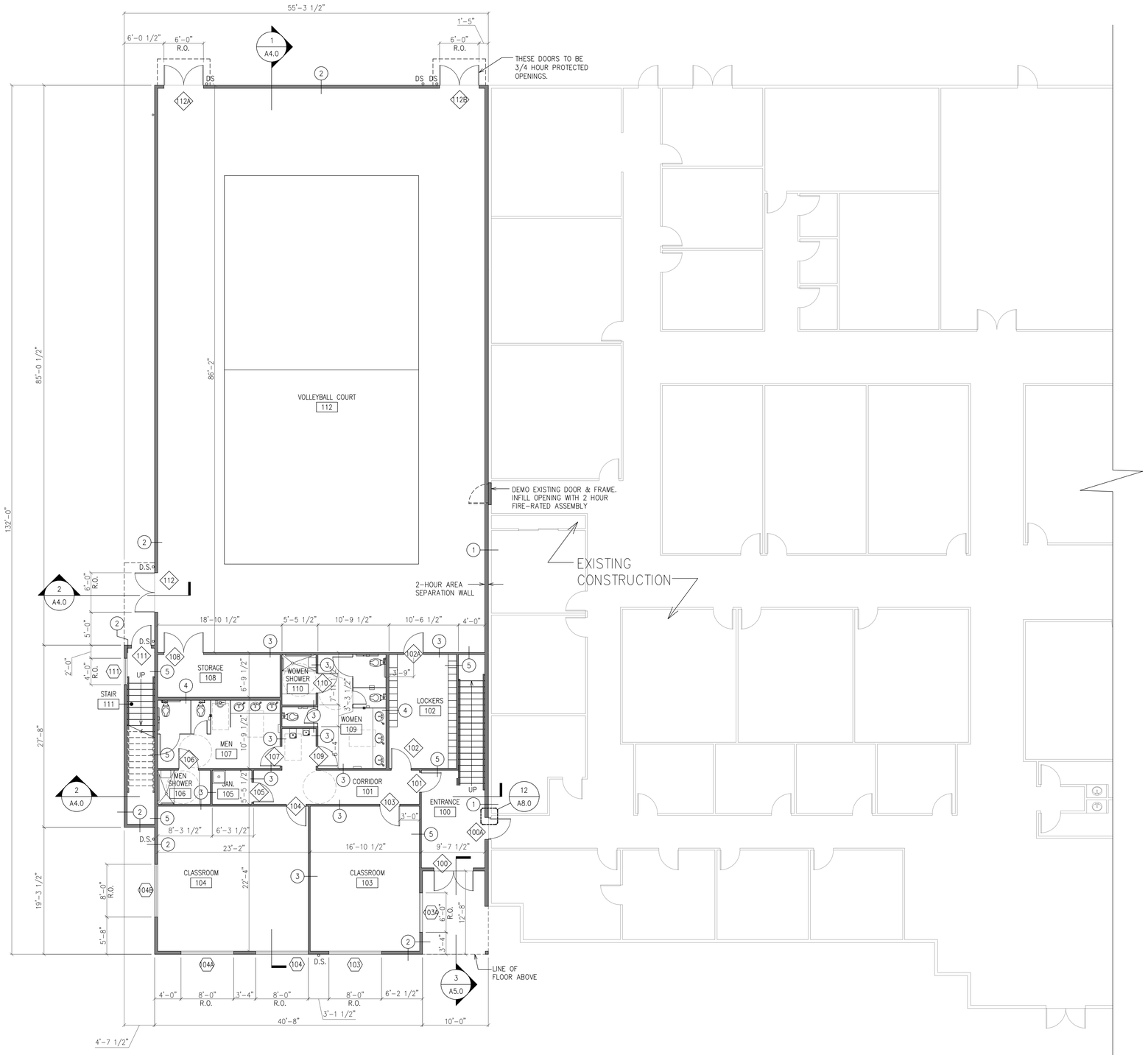

1 PARTIAL FIRST FLOOR PLAN - ENLARGED

SCALE 1/8" = 1'-0"

SCALE: 1/8" = 1'-0"

0 10 20 40 FT.

WALL TYPE SCHEDULE

SYMBOL	DESCRIPTION	NOTES
1	TWO-HOUR RATED FIRE SEPARATION WALL EXISTING 6" THICK CONC. WALL PANEL 1" AIR SPACE 2X6 STUDS (SPACING PER STRUCT.) 5/8" TYPE 'X' GWB	5" MIN. CONCRETE PANEL MEETS 2 HOUR FIRE RATING PER 2018 WSEC TABLE 721.1(2). VERIFY EXISTING CONCRETE PANEL THICKNESS.
2	TYPICAL EXTERIOR WALL CONST. FIBER CEMENT PANELS 1X4 P.T. FURRING R-4 CONT. RIGID INSULATION WEATHER-RESISTANT BARRIER SHEATHING PER STRUCT. 2X6 STUDS, SPACING PER STRUCT. 5/8" TYPE 'X' GWB	
3	TYPICAL INTERIOR WALL CONST. 5/8" TYPE 'X' GWB 2X4 STUDS, SPACING PER STRUCT. 5/8" TYPE 'X' GWB	
4	5/8" TYPE 'X' GWB 2X6 STUDS, SPACING PER STRUCT. 5/8" TYPE 'X' GWB	
5	ONE-HOUR WALL CONST. @ EXIT PASSAGEWAY 5/8" TYPE 'X' GWB 2X4 STUDS, SPACING PER STRUCT. 5/8" TYPE 'X' GWB	GA FILE NO. WP 3514 EXTEND TO STRUCTURE ABOVE.

REGISTERED ARCHITECT
5093
LAWRENCE S. HOUSTON
STATE OF WASHINGTON

ARCHITECT
LAWRENCE HOUSTON, ARCHITECT
10002 17th NE Ave
SEATTLE, WA 98125
P:206.819.1279
lawrencehouston@comcast.net

PERMIT SET

△	REVISION
1	

SPRING OF LIFE CHURCH ADDITION

4711 116TH ST SW
MUKILTEO, WA 98272

ENLARGED FIRST FLOOR PLAN

A2.11

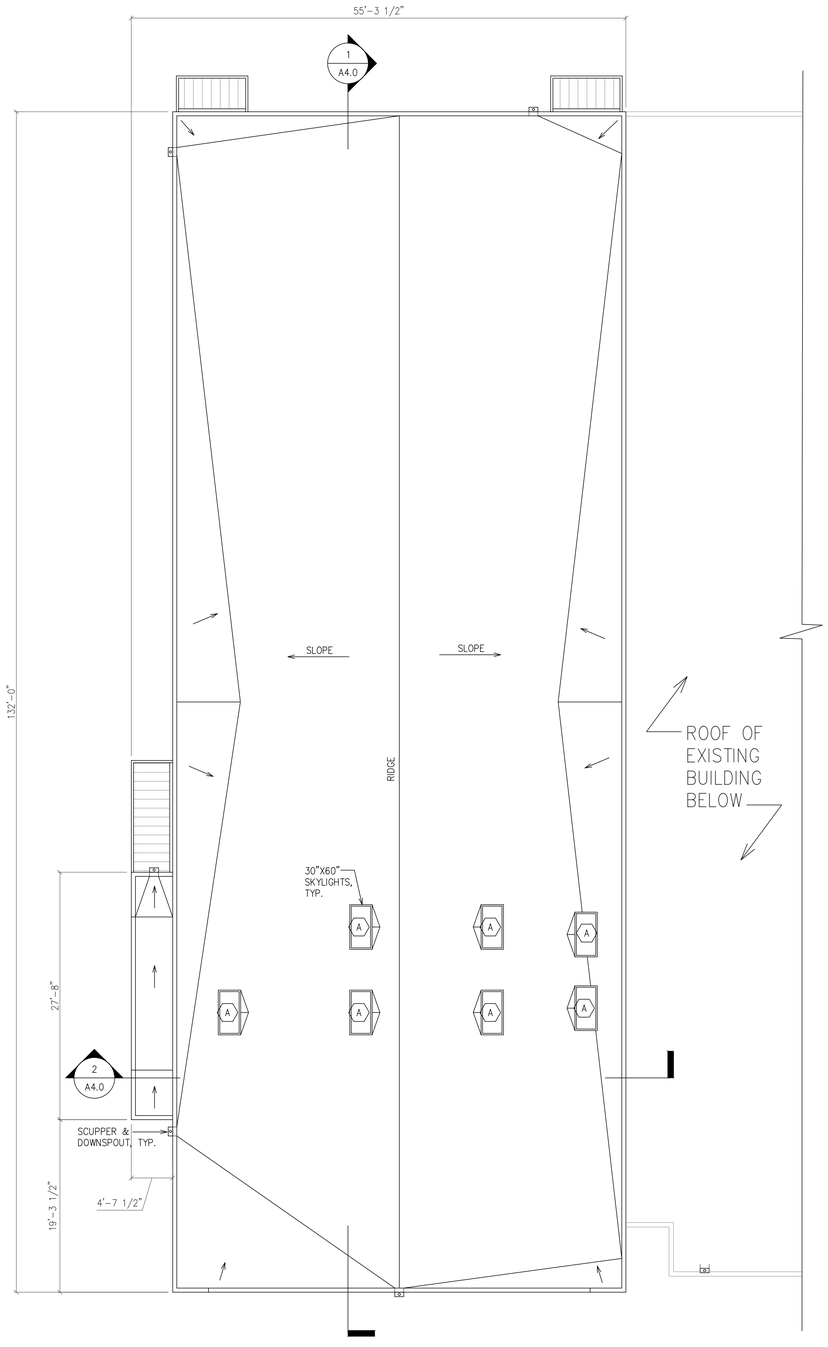

2 ROOF PLAN

SCALE 1/8" = 1'-0"

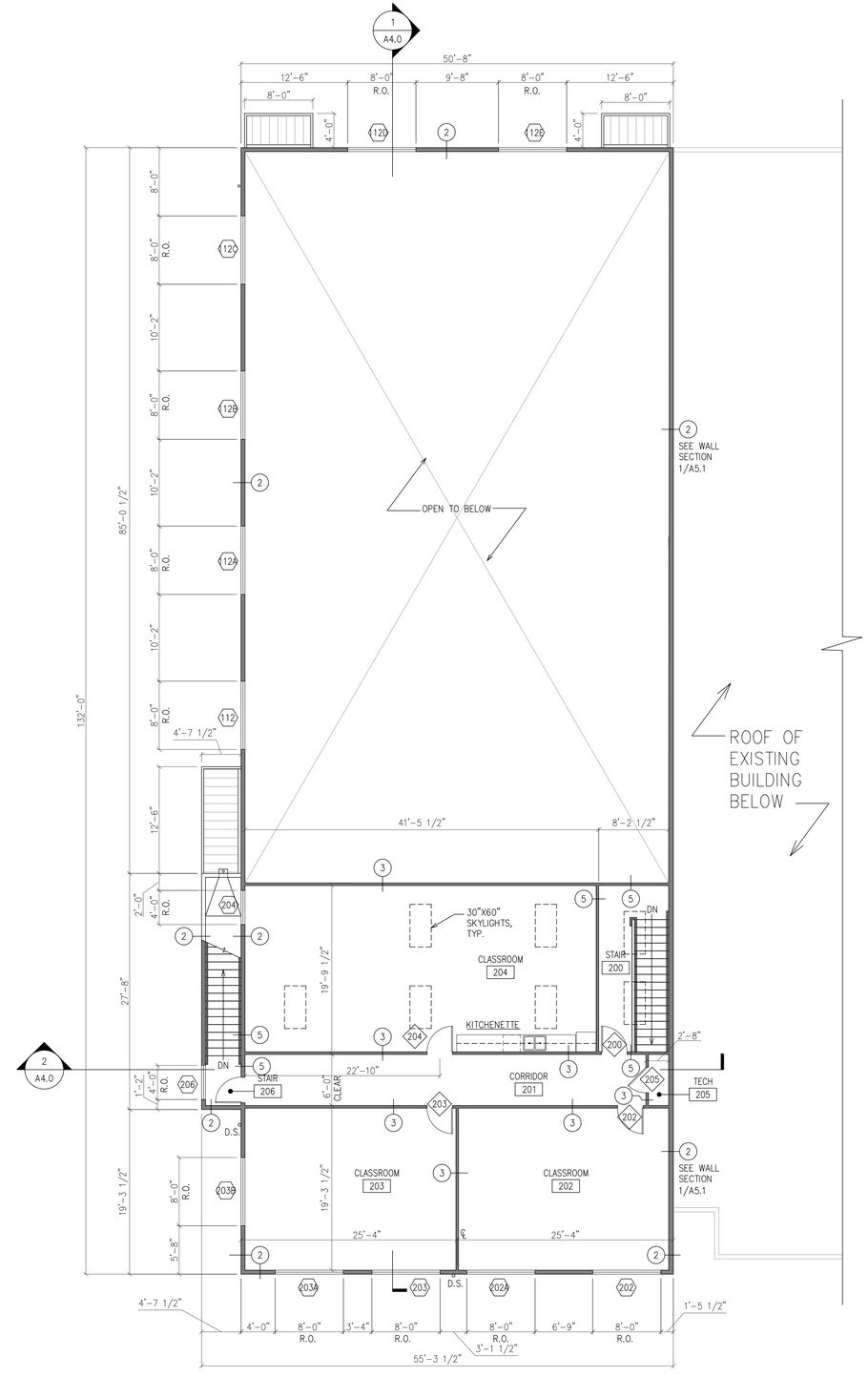

1 SECOND FLOOR PLAN

SCALE 1/8" = 1'-0"

SCALE: 1/8" = 1'-0"

0 10 20 40 FT.

WALL TYPE SCHEDULE

SYMBOL	DESCRIPTION	NOTES
1	TWO-HOUR RATED FIRE SEPARATION WALL EXISTING 6" THICK CONC. WALL PANEL 1" AIR SPACE 2X6 STUDS (SPACING PER STRUCT.) 5/8" TYPE 'X' GWB	5" MIN. CONCRETE PANEL MEETS 2 HOUR FIRE RATING PER 2018 WSEC TABLE 721.1(2). VERIFY EXISTING CONCRETE PANEL THICKNESS.
2	TYPICAL EXTERIOR WALL CONST. FIBER CEMENT PANELS 1X4 P.T. FURRING R-4 CONT. RIGID INSULATION WEATHER-RESISTANT BARRIER SHEATHING PER STRUCT. 2X6 STUDS, SPACING PER STRUCT. 5/8" TYPE 'X' GWB	
3	TYPICAL INTERIOR WALL CONST. 5/8" TYPE 'X' GWB 2X4 STUDS, SPACING PER STRUCT. 5/8" TYPE 'X' GWB	
4	5/8" TYPE 'X' GWB 2X6 STUDS, SPACING PER STRUCT. 5/8" TYPE 'X' GWB	
5	ONE-HOUR WALL CONST. @ EXIT PASSAGEWAY 5/8" TYPE 'X' GWB 2X4 STUDS, SPACING PER STRUCT. 5/8" TYPE 'X' GWB	GA FILE NO. WP 3514 EXTEND TO STRUCTURE ABOVE.

REGISTERED ARCHITECT 6093 LAWRENCE S. HOUSTON STATE OF WASHINGTON

ARCHITECT
LAWRENCE HOUSTON, ARCHITECT
10002 17th NE Ave
SEATTLE, WA 98125
P:206.819.1279
lawrencehouston@comcast.net

PERMIT SET

△	REVISION
1	

SPRING OF LIFE CHURCH ADDITION

4711 116TH ST SW
MUKILTEO, WA 98272

SECOND FLR PLAN & ROOF PLAN

A2.21

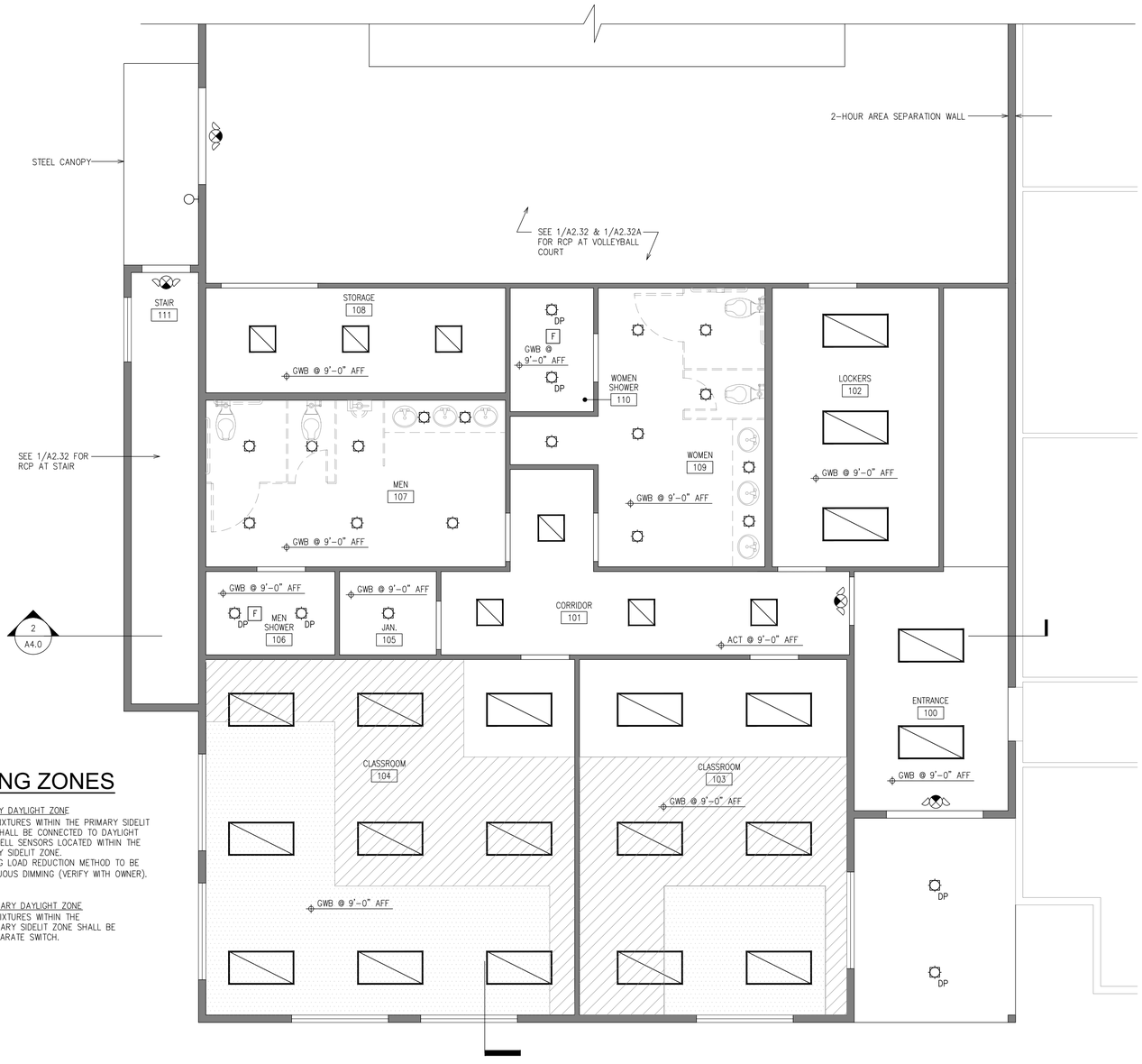

DAYLIGHTING ZONES

PRIMARY DAYLIGHT ZONE
LIGHT FIXTURES WITHIN THE PRIMARY SIDELIT ZONE SHALL BE CONNECTED TO DAYLIGHT PHOTOCELL SENSORS LOCATED WITHIN THE PRIMARY SIDELIT ZONE.
LIGHTING LOAD REDUCTION METHOD TO BE CONTINUOUS DIMMING (VERIFY WITH OWNER).

SECONDARY DAYLIGHT ZONE
LIGHT FIXTURES WITHIN THE SECONDARY SIDELIT ZONE SHALL BE ON SEPARATE SWITCH.

1 PARTIAL SECOND FLOOR - RCP
SCALE 1/4" = 1'-0"

SCALE: 1/4" = 1'-0"
0 5 10 20 FT.

LIGHTING SYMBOLS

SYMBOL	DESCRIPTION	LAMP	NUMBER OF FIXTURES PROPOSED
	2X2 SURFACE-MOUNTED LED TROFFER	15 W LED	7
	2X4 SURFACE-MOUNTED LED TROFFER	2-15W T8 LED TUBES	20
	2X4 LAY-IN LED TROFFER	2-15W T8 LED TUBES	33
	6" RECESSED CAN LED LIGHTS	13.5W LED	29 - INTERIOR 2 - EXTERIOR
	HIGH-BAY LED LINEAR FIXTURE W/ SHATTER-PROOF DIFFUSER	90W LED	35
	EXTERIOR SCONCE, DAMP PROOF	14W LED	3
F	EXHAUST FAN ON TIMER		2
	EMERGENCY DUAL LAMP EXIT LIGHT WITH BATTERY BACK-UP		8
DP	DAMP PROOF		

INTERIOR LIGHTING ALLOWANCE

ROOM NO.	ROOM NAME	AREA (SF)	LIGHTING ALLOWANCE SPACE BY SPACE METHOD PER C405.4.2(2)	MAX. LIGHTING POWER DENSITY	PROPOSED LIGHTING POWER DENSITY
100	ENTRANCE	142	0.84 W/SQ.FT.	142 X 0.84 = 119 WATTS	60 WATTS
101	CORRIDOR	164	0.41 W/SQ.FT.	164 X 0.41 = 67 WATTS	60 WATTS
102	LOCKERS	177	0.52 W/SQ.FT.	177 X 0.52 = 92 WATTS	90 WATTS
103	CLASSROOM	359	0.71 W/SQ.FT.	359 X 0.71 = 255 WATTS	180 WATTS
104	CLASSROOM	500	0.71 W/SQ.FT.	500 X 0.71 =355 WATTS	270 WATTS
105	JANITOR	31	0.51 W/SQ.FT.	31 X 0.51 =16 WATTS	13.5 WATTS
106	MEN'S SHOWER	41	0.63 W/SQ.FT.	41 X 0.63 =26 WATTS	26 WATTS
107	MEN'S ROOM	192	0.63 W/SQ.FT.	192 X 0.63 =121 WATTS	108 WATTS
108	STORAGE	121	0.38 W/SQ.FT.	121 X 0.38 =46 WATTS	45 WATTS
109	WOMEN'S ROOM	195	0.63 W/SQ.FT.	195 X 0.63 =123 WATTS	108 WATTS
110	WOMEN'S SHOWER	40	0.63 W/SQ.FT.	41 X 0.63 =26 WATTS	26 WATTS
111	STAIR	112	0.49 W/SQ.FT.	112 X 0.49 =55 WATTS	54 WATTS
112	VOLLEYBALL COURT	4,256	0.86 W/SQ.FT.	4,256 X 0.86 =3,660 WATTS	3,150 WATTS
200	STAIR	162	0.49 W/SQ.FT.	162 X 0.49 =79 WATTS	67.5 WATTS
201	CORRIDOR	284	0.41 W/SQ.FT.	284 X 0.41 =116 WATTS	90 WATTS
202	CLASSROOM	470	0.71 W/SQ.FT.	470 X 0.71 =334 WATTS	270 WATTS
203	CLASSROOM	470	0.71 W/SQ.FT.	470 X 0.71 =334 WATTS	270 WATTS
204	CLASSROOM	776	0.71 W/SQ.FT.	776 X 0.71 =551 WATTS	360 WATTS
TOTAL				6,375 WATTS	5,248 WATTS

EXTERIOR LIGHTING ALLOWANCE - ZONE 2

BUILDING ENTRANCE AND EXITS

ENTRY CANOPIES	AREA (SF)	LIGHTING POWER ALLOWANCE PER TABLE C405.5.3(2)	MAX. LIGHTING POWER DENSITY	PROPOSED LIGHTING POWER DENSITY
100 ENTRANCE	127	0.25 W/SQ.FT.	127 X 0.25 = 32 WATTS	26 WATTS
DOORS 111 & 112	79	0.25 W/SQ.FT.	79 X 0.25 = 20 WATTS	14 WATTS
DOORS 112A	40	0.25 W/SQ.FT.	82 X 0.25 = 21 WATTS	14 WATTS
DOORS 112B	40	0.25 W/SQ.FT.	82 X 0.25 = 21 WATTS	14 WATTS

LIGHTING NOTES:

1. ALL LIGHT FIXTURES SHALL BE U.L. LISTED.
2. LIGHT FIXTURES INSTALLED IN LAY-IN CEILINGS SHALL BE SUPPORTED BY ADDITIONAL WIRE SUPPORT AT TWO CORNERS, ATTACHED TO CEILING GRID AND ANCHORED TO STRUCTURAL MEMBER. THIS ADDITIONAL WIRE SUPPORT SHALL BE THE RESPONSIBILITY OF THE ELECTRICAL CONTRACTOR AND IS NOT CONSIDERED PART OF THE GENERAL GRID LAYOUT.
3. LIGHT FIXTURES IN CLASSROOMS, RESTROOMS, LOCKER, STORAGE ROOMS AND ENCLOSED STAIRWAY SHALL BE PROVIDED WITH AUTOMATIC OCCUPANCY SENSOR CONTROLS COMPLYING WITH 2018 WSEC C405.2.1.
4. IN FIRE-RATED STAIRWAYS, OCCUPANT SENSOR CONTROLS SHALL BE CONFIGURED TO AUTOMATICALLY REDUCE LIGHTING POWER BY NOT LESS THAN 50 PERCENT WHEN NO OCCUPANTS HAVE BEEN DETECTED IN THE STAIRWAY FOR A PERIOD NOT EXCEEDING 20 MINUTES AND RESTORE LIGHTING TO FULL POWER WWHEN OCCUPANTS ENTER THE STAIRWAY.
5. ALL RECESSED LIGHTING FIXTURES SHALL BE I.C. RATED& SEALED TO THE FINISHED SURFACE.
6. DAYLIGHT RESPONSIVE CONTROLS COMPLYING WITH 2018 WSEC SECTION C405.2.4.1 SHALL BE PROVIDED TO CONTROL THE LIGHTING WITHIN DAYLIGHT ZONES.
7. ALL EXTERIOR LIGHT FIXTURES TO BE ON TIMER AND PHOTOCELL.

REGISTERED ARCHITECT 5093 LAWRENCE S. HOUSTON STATE OF WASHINGTON

ARCHITECT
LAWRENCE HOUSTON, ARCHITECT
10002 17th NE Ave
SEATTLE, WA 98125
P:206.819.1279
lawrencehouston@comcast.net

PERMIT SET

△	REVISION
1	

SPRING OF LIFE CHURCH ADDITION
4711 116TH ST SW
MUKILTEO, WA 98272

PARTIAL
1ST FLR
RCP

A2.31

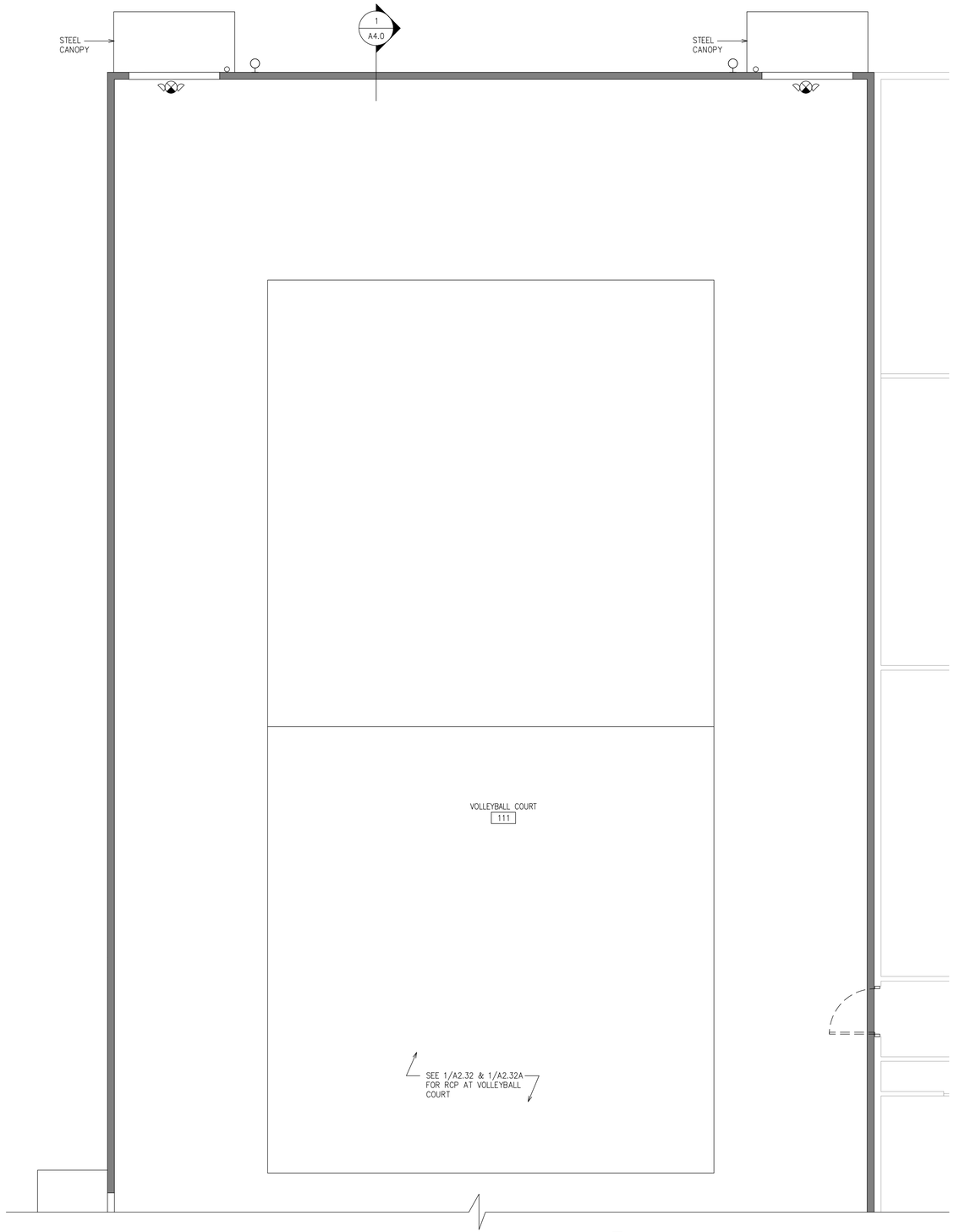

1 PARTIAL FIRST FLOOR - RCP

SCALE 1/4" = 1'-0"

SCALE: 1/4" = 1'-0"

0 5 10 20 FT.

LIGHTING SYMBOLS

SYMBOL	DESCRIPTION	LAMP	NUMBER OF FIXTURES PROPOSED
	2X2 SURFACE-MOUNTED LED TROFFER	15 W LED	7
	2X4 SURFACE-MOUNTED LED TROFFER	2-15W T8 LED TUBES	20
	2X4 LAY-IN LED TROFFER	2-15W T8 LED TUBES	33
	6" RECESSED CAN LED LIGHTS	13.5W LED	29 - INTERIOR 2 - EXTERIOR
	HIGH-BAY LED LINEAR FIXTURE W/ SHATTER-PROOF DIFFUSER	90W LED	35
	EXTERIOR SCONCE, DAMP PROOF	14W LED	3
F	EXHAUST FAN ON TIMER		2
	EMERGENCY DUAL LAMP EXIT LIGHT WITH BATTERY BACK-UP		8
DP	DAMP PROOF		

INTERIOR LIGHTING ALLOWANCE

ROOM NO.	ROOM NAME	AREA (SF)	LIGHTING ALLOWANCE SPACE BY SPACE METHOD PER C405.4.2(2)	MAX. LIGHTING POWER DENSITY	PROPOSED LIGHTING POWER DENSITY
100	ENTRANCE	142	0.84 W/SQ.FT.	142 X 0.84 = 119 WATTS	60 WATTS
101	CORRIDOR	164	0.41 W/SQ.FT.	164 X 0.41 = 67 WATTS	60 WATTS
102	LOCKERS	177	0.52 W/SQ.FT.	177 X 0.52 = 92 WATTS	90 WATTS
103	CLASSROOM	359	0.71 W/SQ.FT.	359 X 0.71 = 255 WATTS	180 WATTS
104	CLASSROOM	500	0.71 W/SQ.FT.	500 X 0.71 =355 WATTS	270 WATTS
105	JANITOR	31	0.51 W/SQ.FT.	31 X 0.51 =16 WATTS	13.5 WATTS
106	MEN'S SHOWER	41	0.63 W/SQ.FT.	41 X 0.63 =26 WATTS	26 WATTS
107	MEN'S ROOM	192	0.63 W/SQ.FT.	192 X 0.63 =121 WATTS	108 WATTS
108	STORAGE	121	0.38 W/SQ.FT.	121 X 0.38 =46 WATTS	45 WATTS
109	WOMEN'S ROOM	195	0.63 W/SQ.FT.	195 X 0.63 =123 WATTS	108 WATTS
110	WOMEN'S SHOWER	40	0.63 W/SQ.FT.	41 X 0.63 =26 WATTS	26 WATTS
111	STAIR	112	0.49 W/SQ.FT.	112 X 0.49 =55 WATTS	54 WATTS
112	VOLLEYBALL COURT	4,256	0.86 W/SQ.FT.	4,256 X 0.86 =3,660 WATTS	3,150 WATTS
200	STAIR	162	0.49 W/SQ.FT.	162 X 0.49 =79 WATTS	67.5 WATTS
201	CORRIDOR	284	0.41 W/SQ.FT.	284 X 0.41 =116 WATTS	90 WATTS
202	CLASSROOM	470	0.71 W/SQ.FT.	470 X 0.71 =334 WATTS	270 WATTS
203	CLASSROOM	470	0.71 W/SQ.FT.	470 X 0.71 =334 WATTS	270 WATTS
204	CLASSROOM	776	0.71 W/SQ.FT.	776 X 0.71 =551 WATTS	360 WATTS
TOTAL				6,375 WATTS	5,248 WATTS

EXTERIOR LIGHTING ALLOWANCE - ZONE 2

BUILDING ENTRANCE AND EXITS

ENTRY CANOPIES	AREA (SF)	LIGHTING POWER ALLOWANCE PER TABLE C405.5.3(2)	MAX. LIGHTING POWER DENSITY	PROPOSED LIGHTING POWER DENSITY
100 ENTRANCE	127	0.25 W/SQ.FT.	127 X 0.25 = 32 WATTS	26 WATTS
DOORS 111 & 112	79	0.25 W/SQ.FT.	79 X 0.25 = 20 WATTS	14 WATTS
DOORS 112A	40	0.25 W/SQ.FT.	82 X 0.25 = 21 WATTS	14 WATTS
DOORS 112B	40	0.25 W/SQ.FT.	82 X 0.25 = 21 WATTS	14 WATTS

LIGHTING NOTES:

1. ALL LIGHT FIXTURES SHALL BE U.L. LISTED.
2. LIGHT FIXTURES INSTALLED IN LAY-IN CEILINGS SHALL BE SUPPORTED BY ADDITIONAL WIRE SUPPORT AT TWO CORNERS, ATTACHED TO CEILING GRID AND ANCHORED TO STRUCTURAL MEMBER. THIS ADDITIONAL WIRE SUPPORT SHALL BE THE RESPONSIBILITY OF THE ELECTRICAL CONTRACTOR AND IS NOT CONSIDERED PART OF THE GENERAL GRID LAYOUT.
3. LIGHT FIXTURES IN CLASSROOMS, RESTROOMS, LOCKER, STORAGE ROOMS AND ENCLOSED STAIRWAY SHALL BE PROVIDED WITH AUTOMATIC OCCUPANCY SENSOR CONTROLS COMPLYING WITH 2018 WSEC C405.2.1.
4. IN FIRE-RATED STAIRWAYS, OCCUPANT SENSOR CONTROLS SHALL BE CONFIGURED TO AUTOMATICALLY REDUCE LIGHTING POWER BY NOT LESS THAN 50 PERCENT WHEN NO OCCUPANTS HAVE BEEN DETECTED IN THE STAIRWAY FOR A PERIOD NOT EXCEEDING 20 MINUTES AND RESTORE LIGHTING TO FULL POWER WWHEN OCCUPANTS ENTER THE STAIRWAY.
5. ALL RECESSED LIGHTING FIXTURES SHALL BE I.C. RATED& SEALED TO THE FINISHED SURFACE.
6. DAYLIGHT RESPONSIVE CONTROLS COMPLYING WITH 2018 WSEC SECTION C405.2.4.1 SHALL BE PROVIDED TO CONTROL THE LIGHTING WITHIN DAYLIGHT ZONES.
7. ALL EXTERIOR LIGHT FIXTURES TO BE ON TIMER AND PHOTOCELL.

5093 REGISTERED ARCHITECT LAWRENCE S. HOUSTON STATE OF WASHINGTON

ARCHITECT
LAWRENCE HOUSTON, ARCHITECT
10002 17th NE Ave
SEATTLE, WA 98125
P:206.819.1279
lawrencehouston@comcast.net

PERMIT SET

△	REVISION
1	

SPRING OF LIFE CHURCH ADDITION
4711 116TH ST SW
MUKILTEO, WA 98272

FIRST FLR RCP

A2.31A

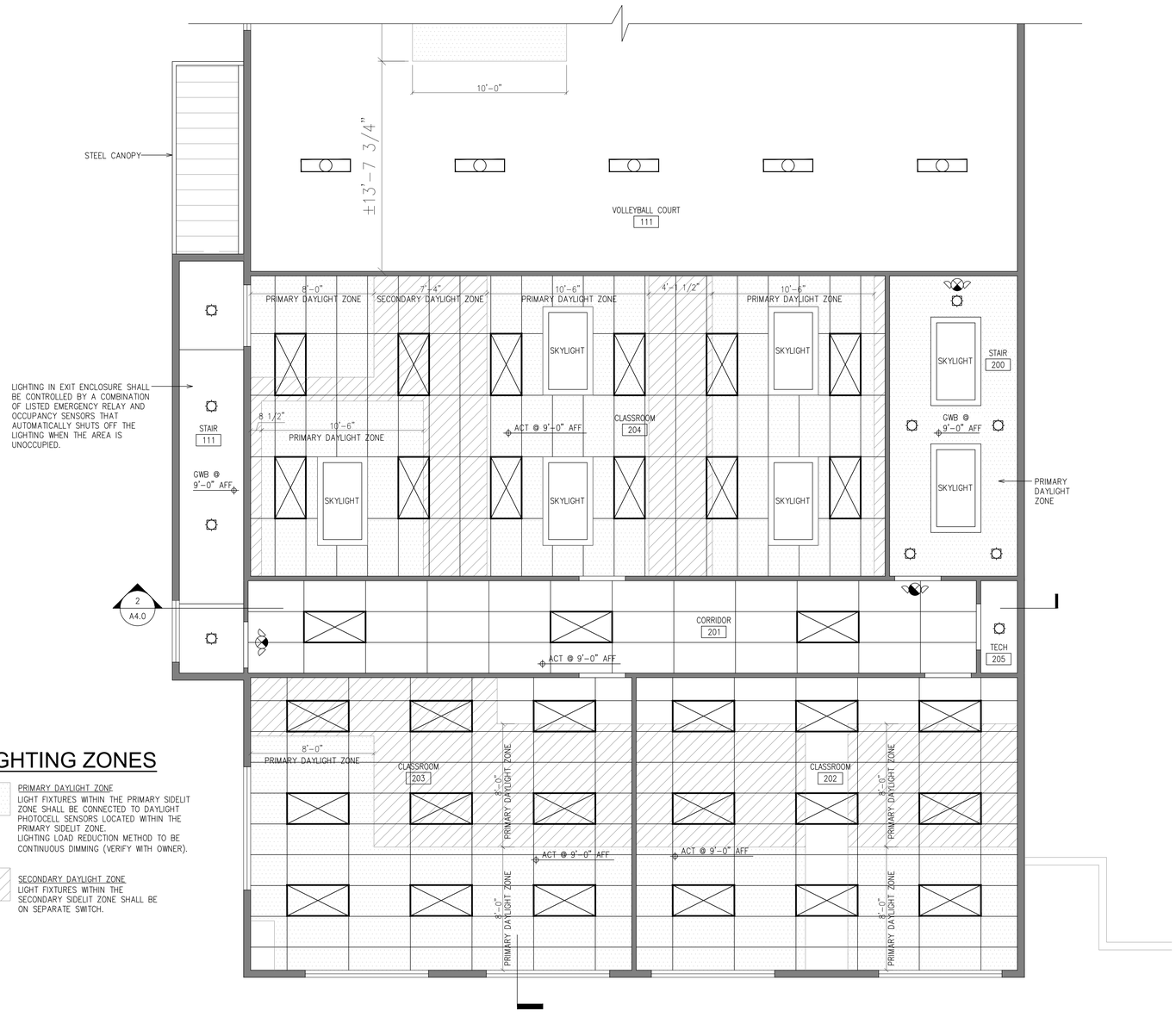

DAYLIGHTING ZONES

PRIMARY DAYLIGHT ZONE
LIGHT FIXTURES WITHIN THE PRIMARY SIDELIT ZONE SHALL BE CONNECTED TO DAYLIGHT PHOTOCELL SENSORS LOCATED WITHIN THE PRIMARY SIDELIT ZONE.
LIGHTING LOAD REDUCTION METHOD TO BE CONTINUOUS DIMMING (VERIFY WITH OWNER).

SECONDARY DAYLIGHT ZONE
LIGHT FIXTURES WITHIN THE SECONDARY SIDELIT ZONE SHALL BE ON SEPARATE SWITCH.

1 PARTIAL SECOND FLOOR - RCP
SCALE 1/4" = 1'-0"

SCALE: 1/4" = 1'-0"
0 5 10 20 FT.

LIGHTING SYMBOLS

SYMBOL	DESCRIPTION	LAMP	NUMBER OF FIXTURES PROPOSED
	2X2 SURFACE-MOUNTED LED TROFFER	15 W LED	7
	2X4 SURFACE-MOUNTED LED TROFFER	2-15W T8 LED TUBES	20
	2X4 LAY-IN LED TROFFER	2-15W T8 LED TUBES	33
	6" RECESSED CAN LED LIGHTS	13.5W LED	29 - INTERIOR 2 - EXTERIOR
	HIGH-BAY LED LINEAR FIXTURE W/ SHATTER-PROOF DIFFUSER	90W LED	35
	EXTERIOR SCONCE, DAMP PROOF	14W LED	3
F	EXHAUST FAN ON TIMER		2
	EMERGENCY DUAL LAMP EXIT LIGHT WITH BATTERY BACK-UP		8
DP	DAMP PROOF		

INTERIOR LIGHTING ALLOWANCE

ROOM NO.	ROOM NAME	AREA (SF)	LIGHTING ALLOWANCE SPACE BY SPACE METHOD PER C405.4.2(2)	MAX. LIGHTING POWER DENSITY	PROPOSED LIGHTING POWER DENSITY
100	ENTRANCE	142	0.84 W/SQ.FT.	142 X 0.84 = 119 WATTS	60 WATTS
101	CORRIDOR	164	0.41 W/SQ.FT.	164 X 0.41 = 67 WATTS	60 WATTS
102	LOCKERS	177	0.52 W/SQ.FT.	177 X 0.52 = 92 WATTS	90 WATTS
103	CLASSROOM	359	0.71 W/SQ.FT.	359 X 0.71 = 255 WATTS	180 WATTS
104	CLASSROOM	500	0.71 W/SQ.FT.	500 X 0.71 =355 WATTS	270 WATTS
105	JANITOR	31	0.51 W/SQ.FT.	31 X 0.51 =16 WATTS	13.5 WATTS
106	MEN'S SHOWER	41	0.63 W/SQ.FT.	41 X 0.63 =26 WATTS	26 WATTS
107	MEN'S ROOM	192	0.63 W/SQ.FT.	192 X 0.63 =121 WATTS	108 WATTS
108	STORAGE	121	0.38 W/SQ.FT.	121 X 0.38 =46 WATTS	45 WATTS
109	WOMEN'S ROOM	195	0.63 W/SQ.FT.	195 X 0.63 =123 WATTS	108 WATTS
110	WOMEN'S SHOWER	40	0.63 W/SQ.FT.	41 X 0.63 =26 WATTS	26 WATTS
111	STAIR	112	0.49 W/SQ.FT.	112 X 0.49 =55 WATTS	54 WATTS
112	VOLLEYBALL COURT	4,256	0.86 W/SQ.FT.	4,256 X 0.86 =3,660 WATTS	3,150 WATTS
200	STAIR	162	0.49 W/SQ.FT.	162 X 0.49 =79 WATTS	67.5 WATTS
201	CORRIDOR	284	0.41 W/SQ.FT.	284 X 0.41 =116 WATTS	90 WATTS
202	CLASSROOM	470	0.71 W/SQ.FT.	470 X 0.71 =334 WATTS	270 WATTS
203	CLASSROOM	470	0.71 W/SQ.FT.	470 X 0.71 =334 WATTS	270 WATTS
204	CLASSROOM	776	0.71 W/SQ.FT.	776 X 0.71 =551 WATTS	360 WATTS
TOTAL				6,375 WATTS	5,248 WATTS

EXTERIOR LIGHTING ALLOWANCE - ZONE 2

BUILDING ENTRANCE AND EXITS

ENTRY CANOPIES	AREA (SF)	LIGHTING POWER ALLOWANCE PER TABLE C405.5.3(2)	MAX. LIGHTING POWER DENSITY	PROPOSED LIGHTING POWER DENSITY
100 ENTRANCE	127	0.25 W/SQ.FT.	127 X 0.25 = 32 WATTS	26 WATTS
DOORS 111 & 112	79	0.25 W/SQ.FT.	79 X 0.25 = 20 WATTS	14 WATTS
DOORS 112A	40	0.25 W/SQ.FT.	82 X 0.25 = 21 WATTS	14 WATTS
DOORS 112B	40	0.25 W/SQ.FT.	82 X 0.25 = 21 WATTS	14 WATTS

LIGHTING NOTES:

1. ALL LIGHT FIXTURES SHALL BE U.L. LISTED.
2. LIGHT FIXTURES INSTALLED IN LAY-IN CEILINGS SHALL BE SUPPORTED BY ADDITIONAL WIRE SUPPORT AT TWO CORNERS, ATTACHED TO CEILING GRID AND ANCHORED TO STRUCTURAL MEMBER. THIS ADDITIONAL WIRE SUPPORT SHALL BE THE RESPONSIBILITY OF THE ELECTRICAL CONTRACTOR AND IS NOT CONSIDERED PART OF THE GENERAL GRID LAYOUT.
3. LIGHT FIXTURES IN CLASSROOMS, RESTROOMS, LOCKER, STORAGE ROOMS AND ENCLOSED STAIRWAY SHALL BE PROVIDED WITH AUTOMATIC OCCUPANCY SENSOR CONTROLS COMPLYING WITH 2018 WSEC C405.2.1.
4. IN FIRE-RATED STAIRWAYS, OCCUPANT SENSOR CONTROLS SHALL BE CONFIGURED TO AUTOMATICALLY REDUCE LIGHTING POWER BY NOT LESS THAN 50 PERCENT WHEN NO OCCUPANTS HAVE BEEN DETECTED IN THE STAIRWAY FOR A PERIOD NOT EXCEEDING 20 MINUTES AND RESTORE LIGHTING TO FULL POWER WWHEN OCCUPANTS ENTER THE STAIRWAY.
5. ALL RECESSED LIGHTING FIXTURES SHALL BE I.C. RATED& SEALED TO THE FINISHED SURFACE.
6. DAYLIGHT RESPONSIVE CONTROLS COMPLYING WITH 2018 WSEC SECTION C405.2.4.1 SHALL BE PROVIDED TO CONTROL THE LIGHTING WITHIN DAYLIGHT ZONES.
7. ALL EXTERIOR LIGHT FIXTURES TO BE ON TIMER AND PHOTOCELL.

REGISTERED ARCHITECT
5093
LAWRENCE S. HOUSTON
STATE OF WASHINGTON

ARCHITECT
LAWRENCE HOUSTON, ARCHITECT
10002 17th NE Ave
SEATTLE, WA 98125
P:206.819.1279
lawrencehouston@comcast.net

PERMIT SET

△	REVISION
1	

SPRING OF LIFE CHURCH ADDITION
4711 116TH ST SW
MUKILTEO, WA 98272

PARTIAL 2ND FLR RCP

A2.32



DAYLIGHTING ZONES

PRIMARY DAYLIGHT ZONE
LIGHT FIXTURES WITHIN THE PRIMARY SIDELIT ZONE SHALL BE CONNECTED TO DAYLIGHT PHOTOCELL SENSORS LOCATED WITHIN THE PRIMARY SIDELIT ZONE.
LIGHTING LOAD REDUCTION METHOD TO BE CONTINUOUS DIMMING (VERIFY WITH OWNER).

SECONDARY DAYLIGHT ZONE
LIGHT FIXTURES WITHIN THE SECONDARY SIDELIT ZONE SHALL BE ON SEPARATE SWITCH.

1 PARTIAL SECOND FLOOR - RCP

SCALE 1/4" = 1'-0"

SCALE: 1/4" = 1'-0"
0 5 10 20 FT.

LIGHTING SYMBOLS

SYMBOL	DESCRIPTION	LAMP	NUMBER OF FIXTURES PROPOSED
	2X2 SURFACE-MOUNTED LED TROFFER	15 W LED	7
	2X4 SURFACE-MOUNTED LED TROFFER	2-15W T8 LED TUBES	20
	2X4 LAY-IN LED TROFFER	2-15W T8 LED TUBES	33
	6" RECESSED CAN LED LIGHTS	13.5W LED	29 - INTERIOR 2 - EXTERIOR
	HIGH-BAY LED LINEAR FIXTURE W/ SHATTER-PROOF DIFFUSER	90W LED	35
	EXTERIOR SCONCE, DAMP PROOF	14W LED	3
F	EXHAUST FAN ON TIMER		2
	EMERGENCY DUAL LAMP EXIT LIGHT WITH BATTERY BACK-UP		8
DP	DAMP PROOF		

INTERIOR LIGHTING ALLOWANCE

ROOM NO.	ROOM NAME	AREA (SF)	LIGHTING ALLOWANCE SPACE BY SPACE METHOD PER C405.4.2(2)	MAX. LIGHTING POWER DENSITY	PROPOSED LIGHTING POWER DENSITY
100	ENTRANCE	142	0.84 W/SQ.FT.	142 X 0.84 = 119 WATTS	60 WATTS
101	CORRIDOR	164	0.41 W/SQ.FT.	164 X 0.41 = 67 WATTS	60 WATTS
102	LOCKERS	177	0.52 W/SQ.FT.	177 X 0.52 = 92 WATTS	90 WATTS
103	CLASSROOM	359	0.71 W/SQ.FT.	359 X 0.71 = 255 WATTS	180 WATTS
104	CLASSROOM	500	0.71 W/SQ.FT.	500 X 0.71 =355 WATTS	270 WATTS
105	JANITOR	31	0.51 W/SQ.FT.	31 X 0.51 =16 WATTS	13.5 WATTS
106	MEN'S SHOWER	41	0.63 W/SQ.FT.	41 X 0.63 =26 WATTS	26 WATTS
107	MEN'S ROOM	192	0.63 W/SQ.FT.	192 X 0.63 =121 WATTS	108 WATTS
108	STORAGE	121	0.38 W/SQ.FT.	121 X 0.38 =46 WATTS	45 WATTS
109	WOMEN'S ROOM	195	0.63 W/SQ.FT.	195 X 0.63 =123 WATTS	108 WATTS
110	WOMEN'S SHOWER	40	0.63 W/SQ.FT.	41 X 0.63 =26 WATTS	26 WATTS
111	STAIR	112	0.49 W/SQ.FT.	112 X 0.49 =55 WATTS	54 WATTS
112	VOLLEYBALL COURT	4,256	0.86 W/SQ.FT.	4,256 X 0.86 =3,660 WATTS	3,150 WATTS
200	STAIR	162	0.49 W/SQ.FT.	162 X 0.49 =79 WATTS	67.5 WATTS
201	CORRIDOR	284	0.41 W/SQ.FT.	284 X 0.41 =116 WATTS	90 WATTS
202	CLASSROOM	470	0.71 W/SQ.FT.	470 X 0.71 =334 WATTS	270 WATTS
203	CLASSROOM	470	0.71 W/SQ.FT.	470 X 0.71 =334 WATTS	270 WATTS
204	CLASSROOM	776	0.71 W/SQ.FT.	776 X 0.71 =551 WATTS	360 WATTS
TOTAL				6,375 WATTS	5,248 WATTS

EXTERIOR LIGHTING ALLOWANCE - ZONE 2

BUILDING ENTRANCE AND EXITS

ENTRY CANOPIES	AREA (SF)	LIGHTING POWER ALLOWANCE PER TABLE C405.5.3(2)	MAX. LIGHTING POWER DENSITY	PROPOSED LIGHTING POWER DENSITY
100 ENTRANCE	127	0.25 W/SQ.FT.	127 X 0.25 = 32 WATTS	26 WATTS
DOORS 111 & 112	79	0.25 W/SQ.FT.	79 X 0.25 = 20 WATTS	14 WATTS
DOORS 112A	40	0.25 W/SQ.FT.	82 X 0.25 = 21 WATTS	14 WATTS
DOORS 112B	40	0.25 W/SQ.FT.	82 X 0.25 = 21 WATTS	14 WATTS

LIGHTING NOTES:

1. ALL LIGHT FIXTURES SHALL BE U.L. LISTED.
2. LIGHT FIXTURES INSTALLED IN LAY-IN CEILINGS SHALL BE SUPPORTED BY ADDITIONAL WIRE SUPPORT AT TWO CORNERS, ATTACHED TO CEILING GRID AND ANCHORED TO STRUCTURAL MEMBER. THIS ADDITIONAL WIRE SUPPORT SHALL BE THE RESPONSIBILITY OF THE ELECTRICAL CONTRACTOR AND IS NOT CONSIDERED PART OF THE GENERAL GRID LAYOUT.
3. LIGHT FIXTURES IN CLASSROOMS, RESTROOMS, LOCKER, STORAGE ROOMS AND ENCLOSED STAIRWAY SHALL BE PROVIDED WITH AUTOMATIC OCCUPANCY SENSOR CONTROLS COMPLYING WITH 2018 WSEC C405.2.1.
4. IN FIRE-RATED STAIRWAYS, OCCUPANT SENSOR CONTROLS SHALL BE CONFIGURED TO AUTOMATICALLY REDUCE LIGHTING POWER BY NOT LESS THAN 50 PERCENT WHEN NO OCCUPANTS HAVE BEEN DETECTED IN THE STAIRWAY FOR A PERIOD NOT EXCEEDING 20 MINUTES AND RESTORE LIGHTING TO FULL POWER WWHEN OCCUPANTS ENTER THE STAIRWAY.
5. ALL RECESSED LIGHTING FIXTURES SHALL BE I.C. RATED& SEALED TO THE FINISHED SURFACE.
6. DAYLIGHT RESPONSIVE CONTROLS COMPLYING WITH 2018 WSEC SECTION C405.2.4.1 SHALL BE PROVIDED TO CONTROL THE LIGHTING WITHIN DAYLIGHT ZONES.
7. ALL EXTERIOR LIGHT FIXTURES TO BE ON TIMER AND PHOTOCELL.

REGISTERED ARCHITECT 5093 LAWRENCE S. HOUSTON STATE OF WASHINGTON

ARCHITECT
LAWRENCE HOUSTON, ARCHITECT
10002 17th NE Ave
SEATTLE, WA 98125
P:206.819.1279
lawrencehouston@comcast.net

PERMIT SET

△	REVISION
1	

SPRING OF LIFE CHURCH ADDITION
4711 116TH ST SW
MUKILTEO, WA 98272

PARTIAL 2ND FLR RCP

A2.32A

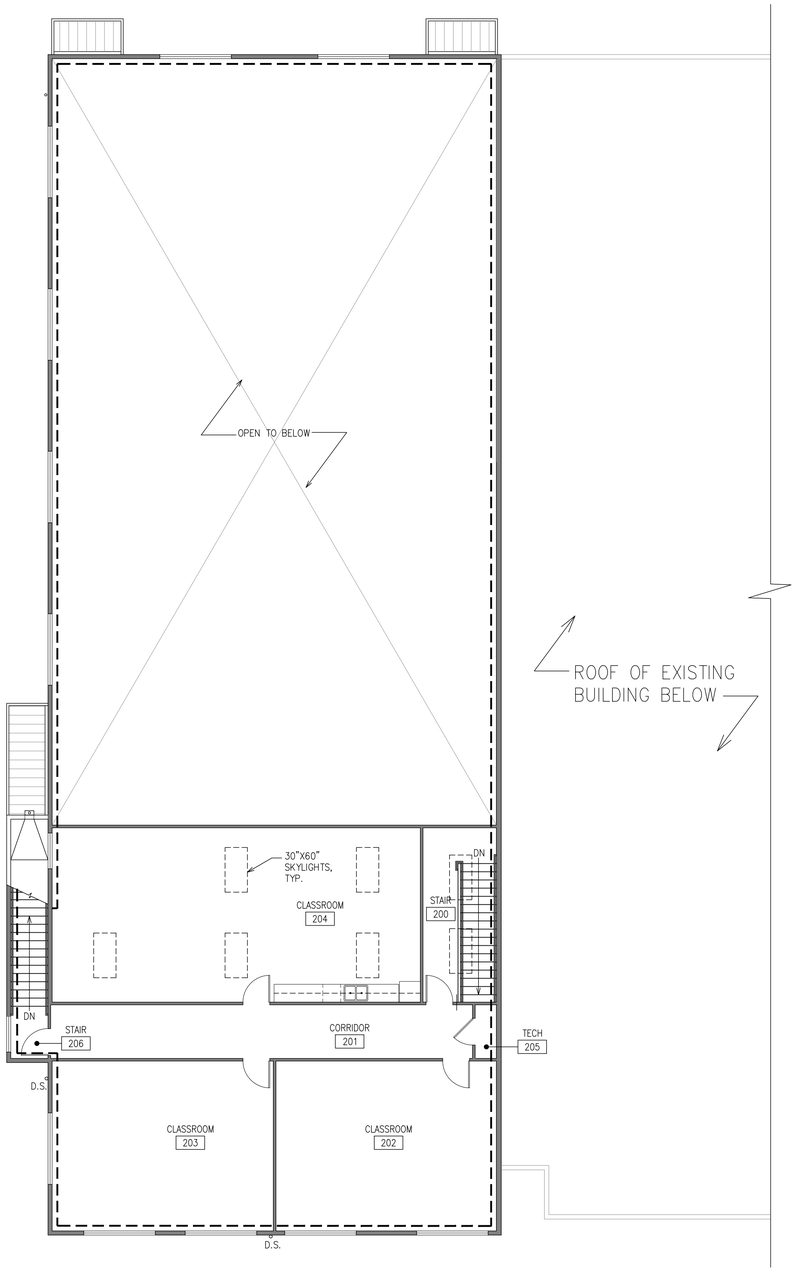

2 SECOND FLOOR PLAN - AIR BARRIER

SCALE 1/8" = 1'-0"

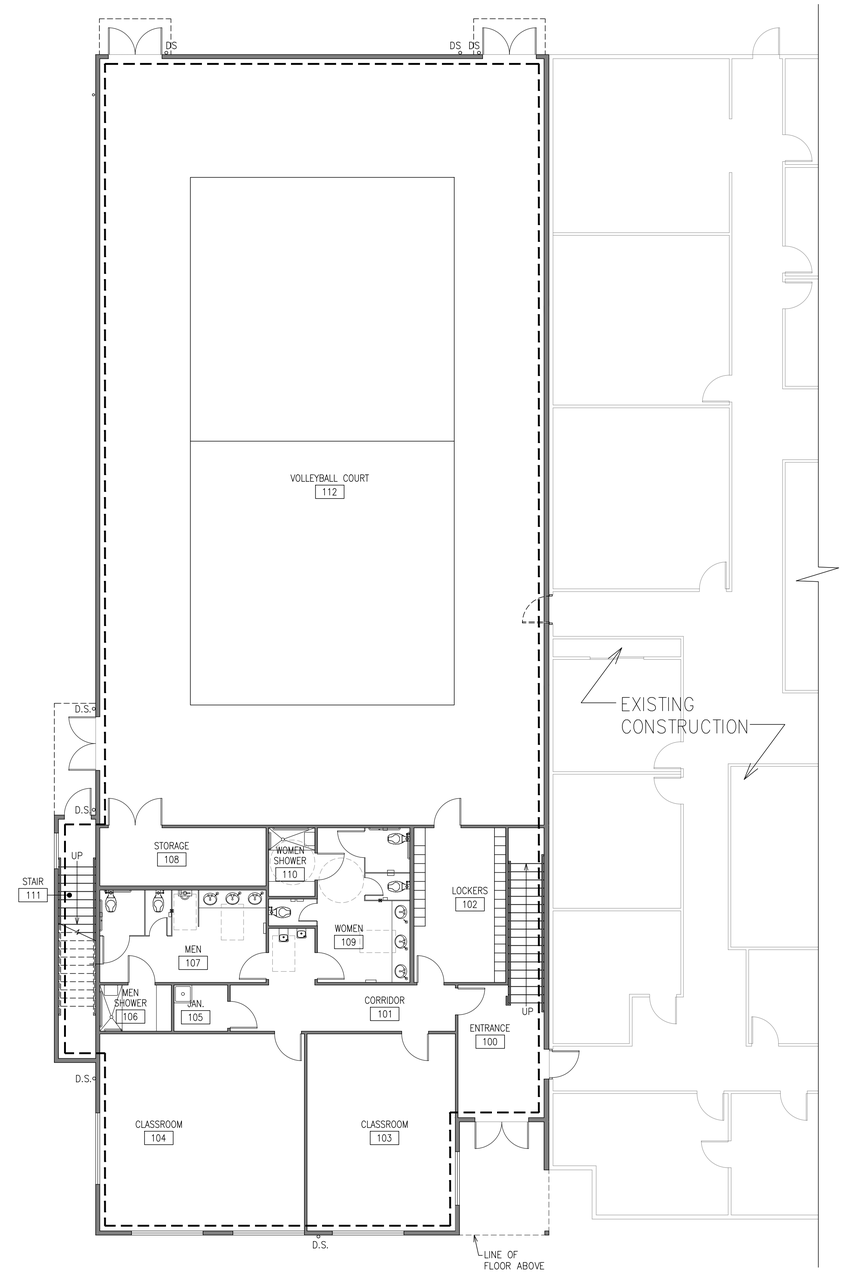

1 FIRST FLOOR PLAN - AIR BARRIER

SCALE 1/8" = 1'-0"

SCALE: 1/8" = 1'-0"

0 10 20 40 FT.

AIR BARRIER CALCS.

ELEMENT	AREA (SF)
SLAB	6,509
NORTH WALL	1,269
EAST WALL	3,222
SOUTH WALL – FIRST FLOOR	550
SOUTH WALL – SECOND FLOOR	824
WEST WALL	3,343
WEST WALL @ WEST STAIRS	366
SOUTH WALL @ WEST STAIRS	88
NORTH WALL @ WEST STAIRS	34
MAIN ROOF	6,521
ROOF @ WEST STAIRS	111
TOTAL AIR BARRIER	22,837

SYMBOLS LEGEND:

NEW CONSTRUCTION

EXTENT OF AIR BARRIER

REGISTERED ARCHITECT 6093 LAWRENCE S. HOUSTON STATE OF WASHINGTON

ARCHITECT
LAWRENCE HOUSTON, ARCHITECT
10002 17th NE Ave
SEATTLE, WA 98125
P:206.819.1279
lawrencehouston@comcast.net

PERMIT SET

△	REVISION
1	

SPRING OF LIFE CHURCH ADDITION

4711 116TH ST SW
MUKILTEO, WA 98272

AIR BARRIER PLANS

A2.40

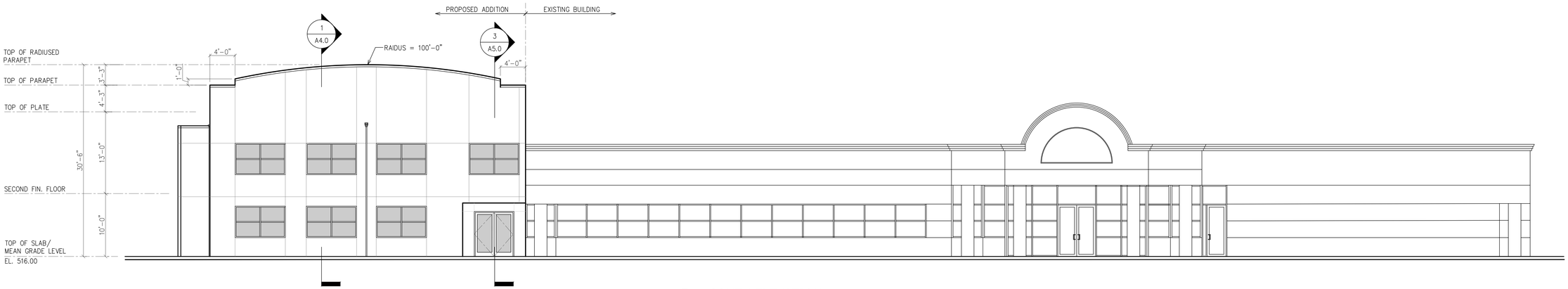

1 SOUTH ELEVATION

SCALE 1/8" = 1'-0"

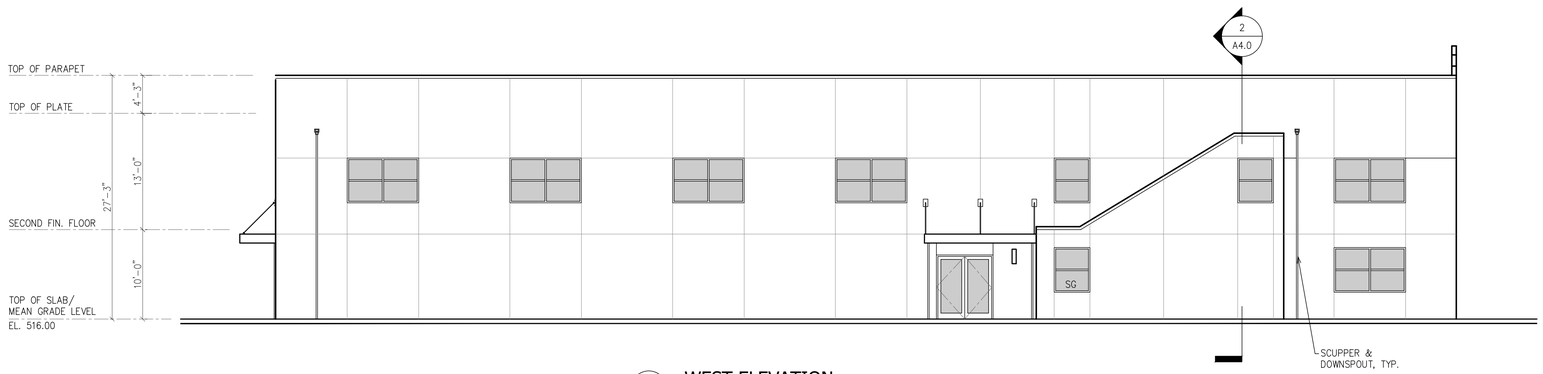

2 WEST ELEVATION

SCALE 1/8" = 1'-0"

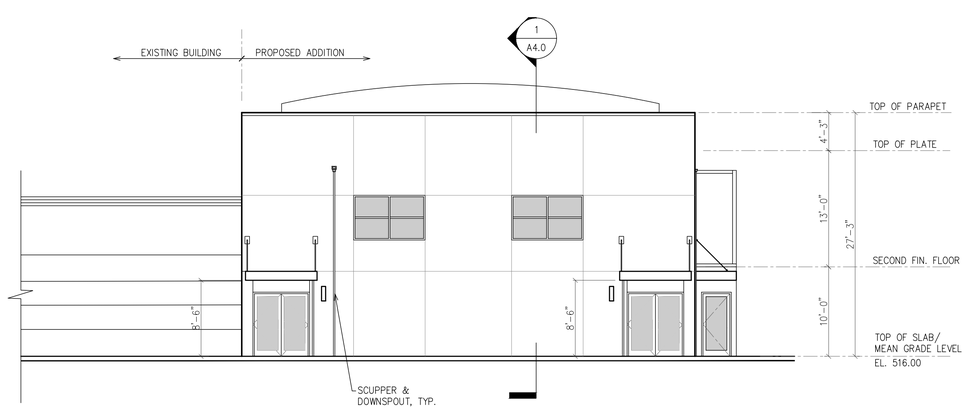

3 NORTH ELEVATION

SCALE 1/8" = 1'-0"

SCALE: 1/8" = 1'-0"

0 10 20 40 FT.

REGISTERED ARCHITECT 6093 LAWRENCE S. HOUSTON STATE OF WASHINGTON

ARCHITECT
LAWRENCE HOUSTON, ARCHITECT
10002 17th NE Ave
SEATTLE, WA 98125
P:206.819.1279
lawrencehouston@comcast.net

PERMIT SET

△	REVISION
1	

SPRING OF LIFE CHURCH ADDITION

4711 16TH ST SW
MUKILTEO, WA 98272

ELEVATIONS

A3.0

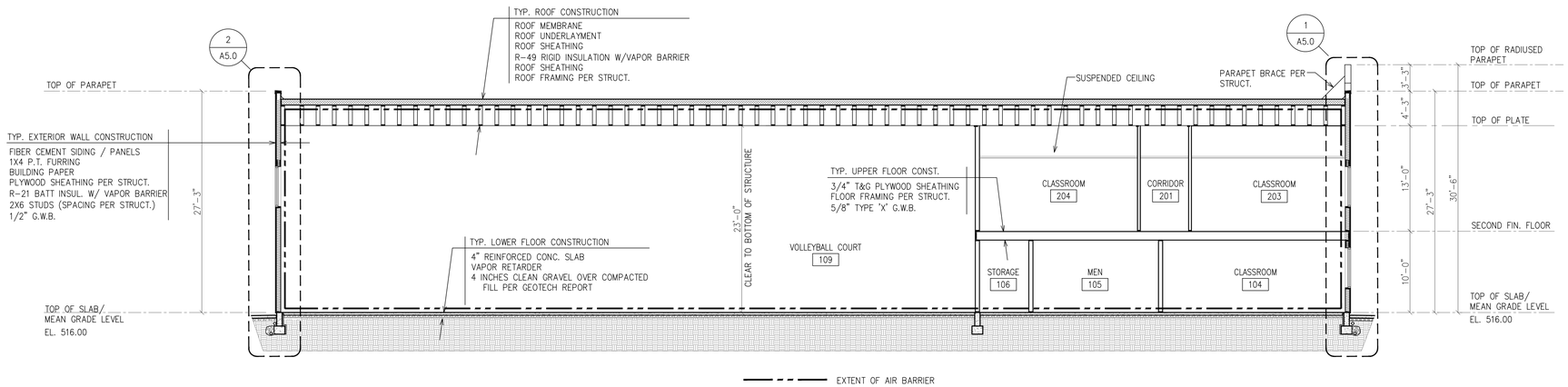

1 SECTION

SCALE 1/8" = 1'-0"

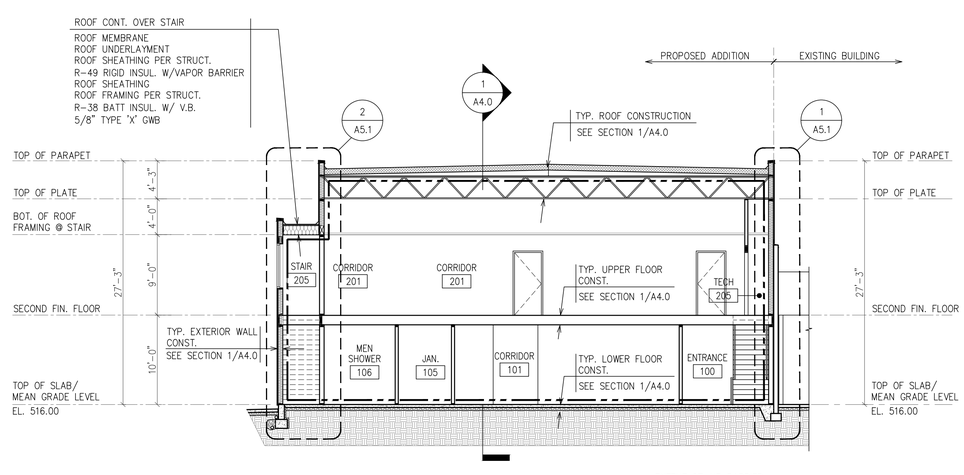

2 SECTION

SCALE 1/8" = 1'-0"

SCALE: 1/8" = 1'-0"

10 20

REGISTERED ARCHITECT
6093
LAWRENCE S. HOUSTON
STATE OF WASHINGTON

ARCHITECT
LAWRENCE HOUSTON, ARCHITECT
10002 17th NE Ave
SEATTLE, WA 98125
P.206.819.1279
lawrencehouston@comcast.net

PERMIT SET

△	REVISION
1	

SPRING OF LIFE CHURCH ADDITION

4711 16TH ST SW
MUKILTEO, WA 98272

SECTIONS

A4.0

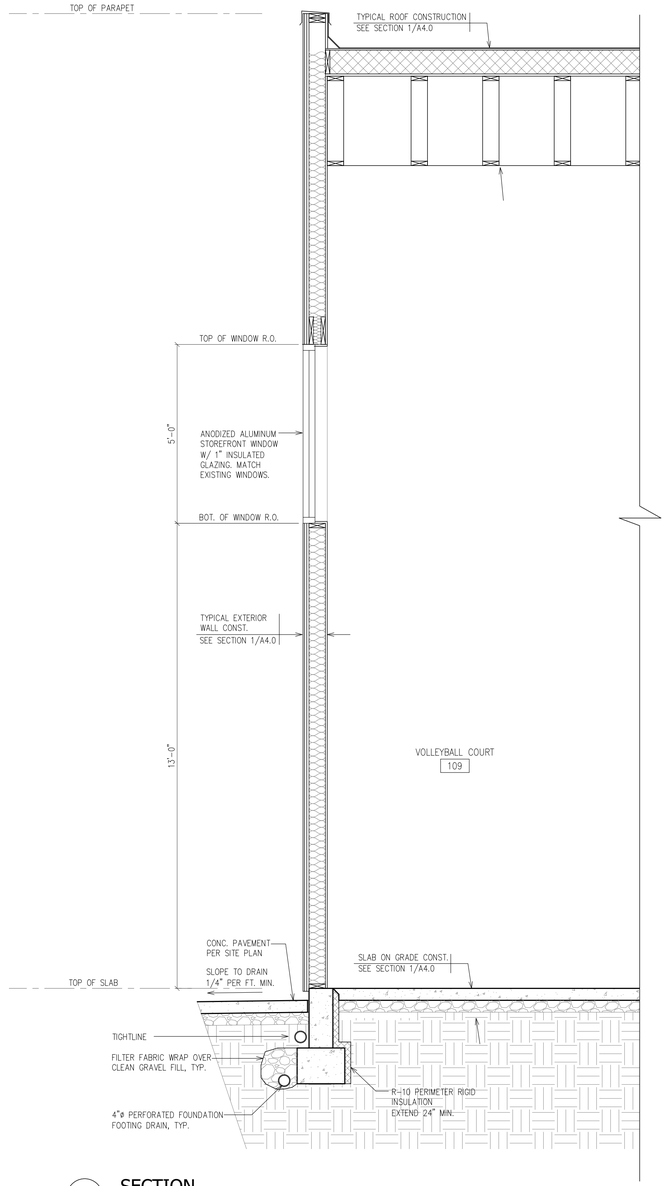

2 SECTION

SCALE 1/8" = 1'-0"

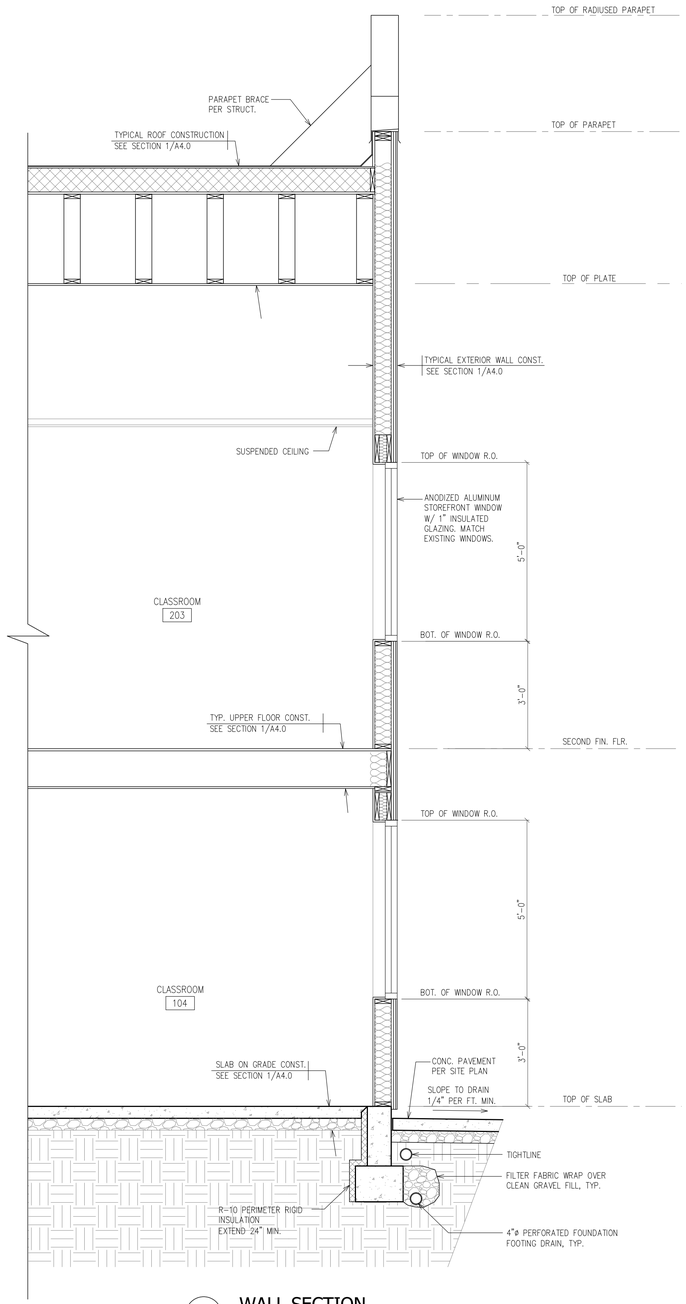

1 WALL SECTION

SCALE 1/2" = 1'-0"

REGISTERED ARCHITECT
6093
LAWRENCE S. HOUSTON
STATE OF WASHINGTON

ARCHITECT
LAWRENCE HOUSTON, ARCHITECT
10002 17th NE Ave
SEATTLE, WA 98125
P.206.819.1279
lawrencehouston@comcast.net

PERMIT SET

△	REVISION
1	

SPRING OF LIFE CHURCH ADDITION

4711 16TH ST SW
MUKILTEO, WA 98272

WALL SECTIONS

A5.0

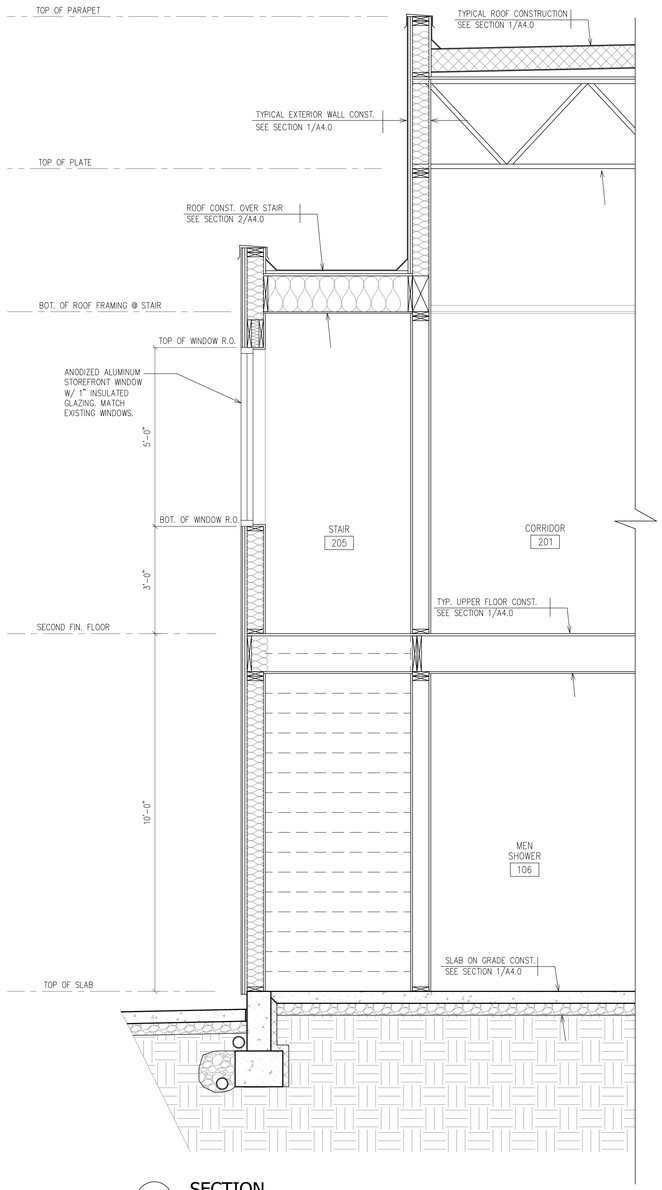

2 SECTION

SCALE 1/8" = 1'-0"

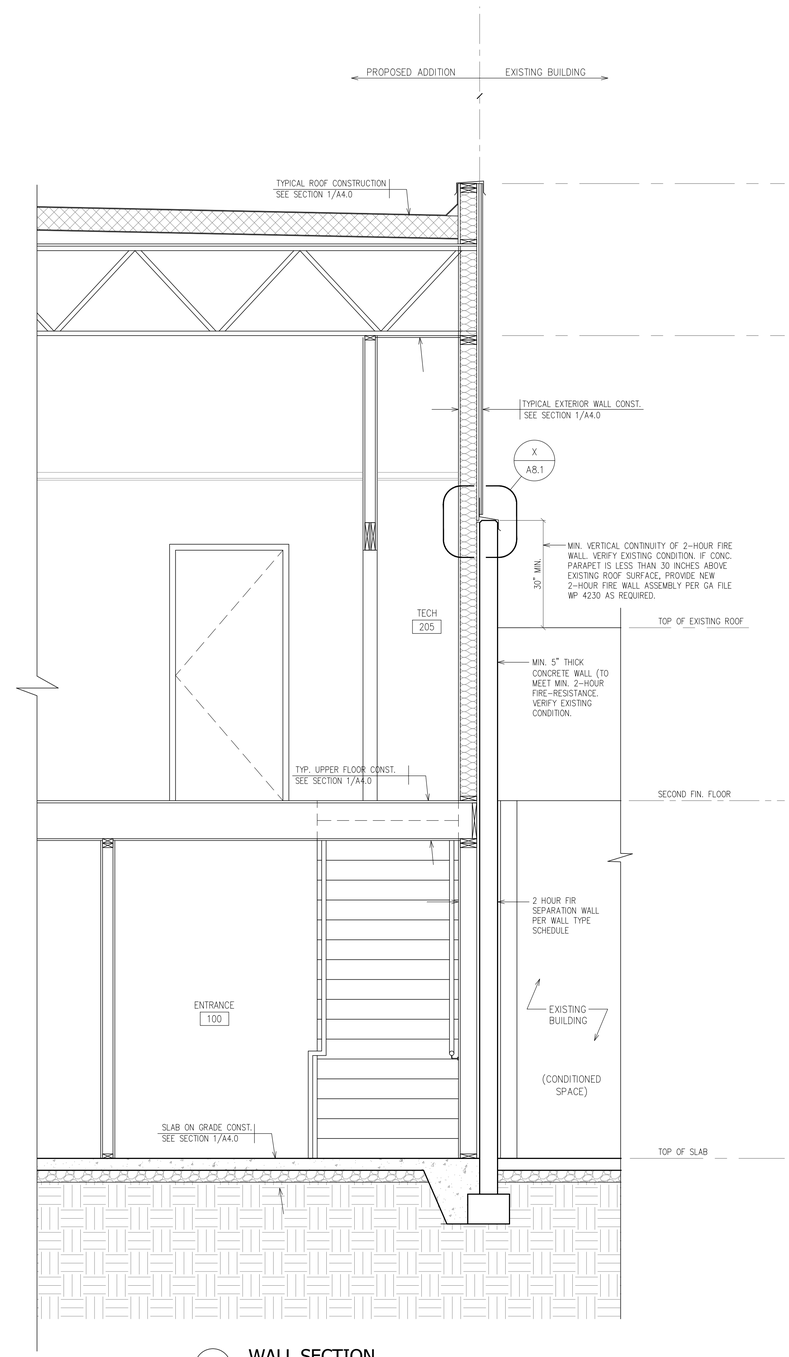

1 WALL SECTION

SCALE 1/2" = 1'-0"

6093 REGISTERED ARCHITECT LAWRENCE S. HOUSTON STATE OF WASHINGTON

ARCHITECT
LAWRENCE HOUSTON, ARCHITECT
10002 17th NE Ave
SEATTLE, WA 98125
P:206.819.1279
lawrencehouston@comcast.net

PERMIT SET

△	REVISION
1	

SPRING OF LIFE CHURCH ADDITION

4711 16TH ST SW
MUKILTEO, WA 98272

WALL SECTIONS

A5.1

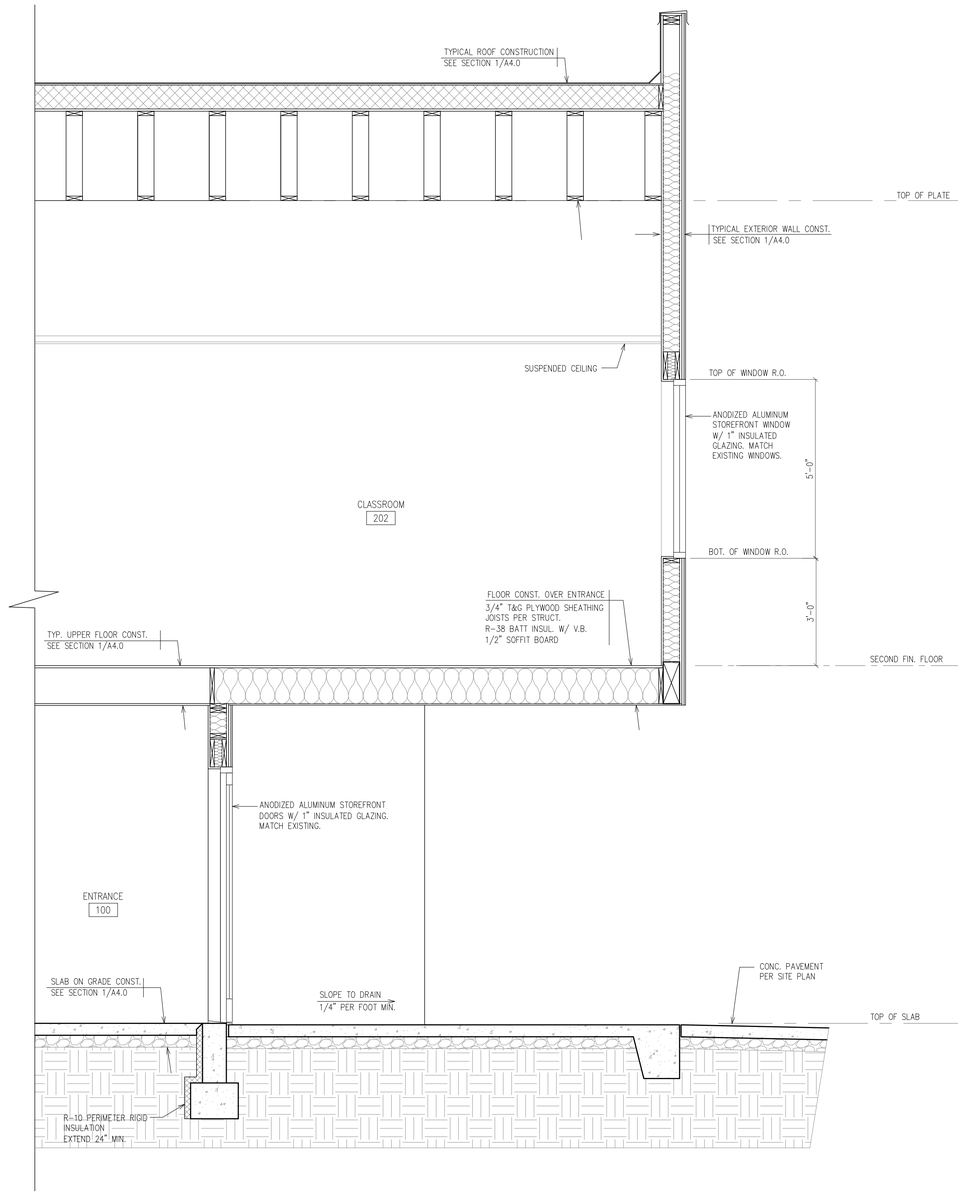

1 WALL SECTION

SCALE 1/2" = 1'-0"

REGISTERED ARCHITECT
6093
LAWRENCE S. HOUSTON
STATE OF WASHINGTON

ARCHITECT
LAWRENCE HOUSTON, ARCHITECT
10002 17th NE Ave
SEATTLE, WA 98125
P.206.819.1279
lawrencehouston@comcast.net

PERMIT SET

△	REVISION
1	

SPRING OF LIFE CHURCH ADDITION

4711 16TH ST SW
MUKILTEO, WA 98272

WALL SECTIONS

A5.2

CHAPTER 3. BUILDING BLOCKS

303 CHANGES IN LEVEL

VERTICAL CHANGE IN LEVEL

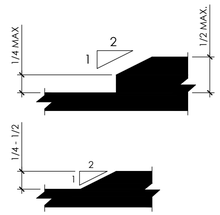

BEVELED CHANGES IN LEVEL

304 TURNING SPACE

304.1 TURNING SPACE IS REQUIRED IN TOILET/BATHING FACILITIES, DRESSING/FITTING/LOCKER ROOM, TRANSIENT LODGING GUEST ROOMS, DWELLING UNITS ON ACCESSIBLE ROUTES, PATIENT BEDROOM, HOLDING AND HOUSING CELLS, SAUNAS AND STEAM ROOMS, COURTROOMS (RAISED STATIONS SERVED BY RAMPS), CERTAIN RECREATION SPACES

304.2 FLOOR SURFACE. CHANGES IN LEVEL ARE NOT PERMITTED WITHING THE TURNING SPACE. EXCEPT SLOPES NOT STEEPER THAN 1:48 SHALL BE PERMITTED.

304.3 SIZE.

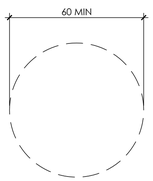

(A) CIRCULAR

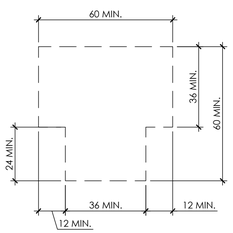

(B) T-SHAPED

305 CLEAR FLOOR SPACE

305.2 FLOOR SURFACE. CHANGES IN LEVEL ARE NOT PERMITTED WITHING THE TURNING SPACE. EXCEPT SLOPES NOT STEEPER THAN 1:48 SHALL BE PERMITTED.

305.3 SIZE. THE CLEAR FLOOR SPACE SHALL BE 48 INCHES MINIMUM IN LENGTH AND 30 INCHES MINIMUM IN WIDTH.

306 KNEE AND TOE CLEARANCE

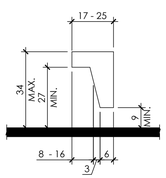

CHAPTER 4. ACCESSIBLE ROUTES

403 WALKING SURFACES

403.5 CLEAR WIDTH

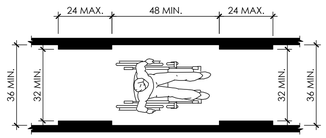

CLEAR WIDTH OF AN ACCESSIBLE ROUTE

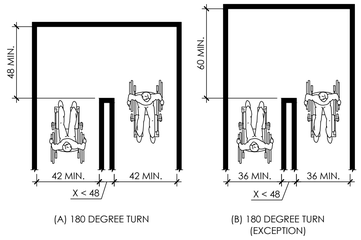

(A) 180 DEGREE TURN

(B) 180 DEGREE TURN (EXCEPTION)

CLEAR WIDTH AT 180 DEGREE TURN

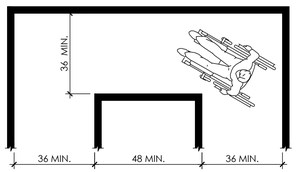

WIDTH OF ACCESSIBLE ROUTE FOR 90-DEGREE TURN

404 DOORS AND DOORWAYS

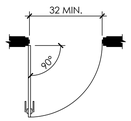

CLEAR WIDTH AT DOORWAY

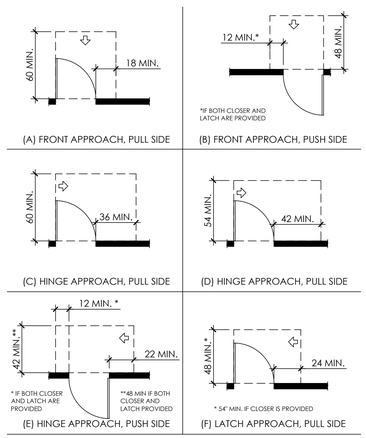

(A) FRONT APPROACH, PULL SIDE

(B) FRONT APPROACH, PUSH SIDE

(C) HINGE APPROACH, PULL SIDE

(D) HINGE APPROACH, PULL SIDE

(E) HINGE APPROACH, PUSH SIDE

(F) LATCH APPROACH, PULL SIDE

(G) LATCH APPROACH, PUSH SIDE

MANEUVERING CLEARANCES AT MANUAL SWINGING DOORS

406 CURB RAMPS

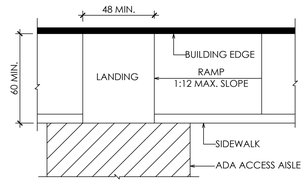

PARALLEL CURB RAMP

CHAPTER 5. GEN SITE & BLDG ELEMENTS

502 PARKING SPACES

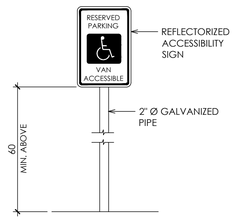

505 HANDRAILS

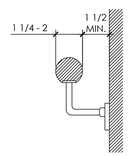

SIZE AND SPACING OF HANDRAILS AND GRAB BARS

CHAPTER 6. PLUMBING ELEMENTS & FACILITIES

602 DRINKING FOUNTAINS

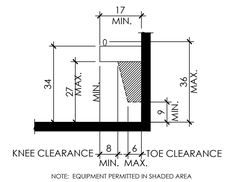

NOTE: EQUIPMENT PERMITTED IN SHADED AREA

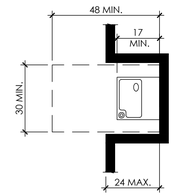

DRINKING FOUNTAIN W/ FORWARD APPROACH

603 TOILET AND BATHING ROOMS

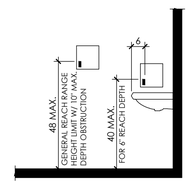

ACCESSORIES REACH DEPTH AND HEIGHT

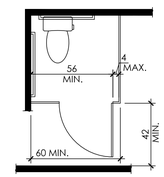

WHEELCHAIR TOILET COMPARTMENT DOOR OPENING LOCATION

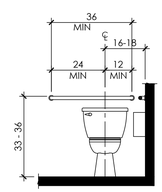

REAR WALL GRAB BAR FOR WATER CLOSET

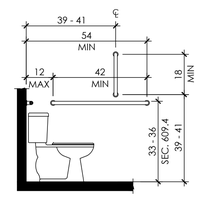

SIDE WALL GRAB BAR FOR WATER CLOSET

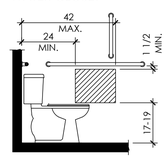

PROTRUDING DISPENSER BELOW GRAB BAR

608 SHOWER COMPARTMENTS

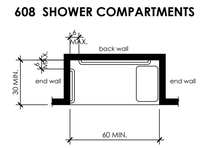

ROLL-IN -TYPE SHOWER COMPARTMENT

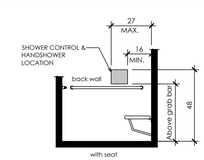

STANDARD ROLL-IN SHOWER CONTROL & HANDSHOWER LOCATION

CHAPTER 7. COMMUNICATION ELEMENTS AND FEATURES

INTERNATIONAL SYMBOL OF ACCESSIBILITY DISPLAY CONDITIONS

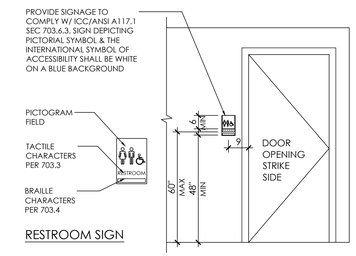

RESTROOM SIGN

ARCHITECT / ENGINEER:
LAWRENCE HOUSTON, ARCHITECT
10002 17th Ave NE
SEATLE, WA 98125
P.206.819.1279
lawrencehouston@comcast.net

PERMIT SET

△	REVISION
1	
2	

SPRING OF LIFE CHURCH ADDITION
4711 116TH ST. SW
MUKILTEO, WA

ADA DETAILS

A6.0

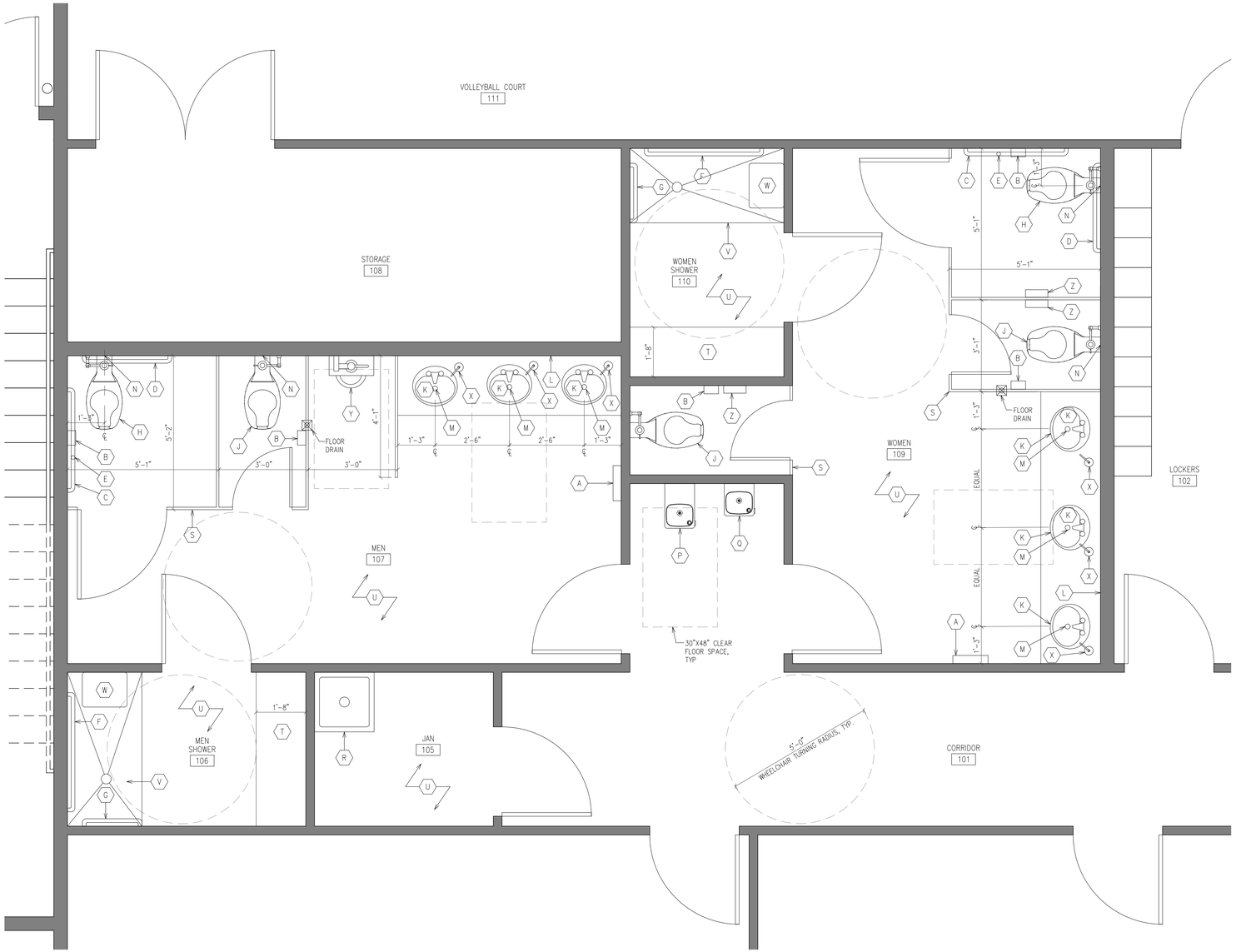

1 ENLARGED RESTROOM PLANS

SCALE 1/2" = 1'-0"

SCALE: 1/2" = 1'-0"

0 1 5 10 FT.

PLUMBING FICTURE & ACCESSORIES SCHEDULE

MARK	ITEM	DESCRIPTION
A	PAPER TOWEL DISPENSER W/ TRASH RECEPTACLE	SEMI-RECESSED, STAINLESS STEEL
B	TOILET PAPER HOLDER	SURFACE-MTD AT 19" A.F.F. TO BOTTOM
C F D G E	GRAB BARS	1-1/2" DIA. 18 GA. TYPE 304 S.S. WITH CONCEALED MOUNT AND SMOOTH #4 POLISHED SATIN FINISH - BOBRICK #B-6806 C 42" HORIZONTAL; E 18" VERTICAL; G 30" HORIZONTAL D 36" HORIZONTAL; F 48" HORIZONTAL
H	WATER CLOSET	BARRIER-FREE
J	WATER CLOSET	
K	LAVATORY	
L	MIRROR	
M	PIPE INSULATION	PIPE INSULATION SLEEVE
N	TOILET SEAT COVER DISPENSER	PIPE INSULATION SLEEVE
P	DRINKING FOUNTAIN	BARRIER-FREE, WALL-MTD.
Q	DRINKING FOUNTAIN	
R	SERVICE SINK	
S	TOILET PARTITIONS	FLOOR-MTD, OVERHEAD-BRACED PARTITIONS
T	BENCH	TOP OF BENCH @ 17" AFF
U	P-LAM WAINSCOT	48" A.F.F. TYPICAL @ ALL WALL SURFACES, U.O.N.
V	SHOWER	FIBERGLASS ROLL-IN SHOWER INSERT
W	FOLDING SHOWER SEAT	
X	LIQUID SOAP DISPENSER	MANUAL, TOP-FILLED, COUNTER-MTD SOAP DISPENSER
Y	URINAL	BARRIER-FREE, WALL-MTD
Z	TRASH RECEPTACLE	PARTITION-MTD OR WALL-MTD. STAINLESS STEEL TRASH RECEPTACLE

DETAIL PLAN NOTES:

1. INSTALL GRAB BARS TO 35" A.F.F. TO CENTERLINE OF GARB BAR.
2. INSULATE ALL EXPOSED PIPES UNDER WALL-MTD LAVS WITH A PRE-MOLDED PIPE SHIELD BY LAVATORY MFR.
3. PROVIDE F.R. BLOCKING IN WALL AS REQUIRED AND RECOMMENDED BY MFR FOR THE SECURE INSTALLATION OF ALL TOILET FIXTURE / ACCESSORIES.
4. G.C. TO ENSURE WATER CLOSET FLUSH HANDLE IS ON WIDE SIDE OF TOILET (ROOM), NO EXCEPTIONS.
5. REFER TO SHEET A6.0 ADA DETAILS FOR ALL REQUIRED MOUNTING HEIGHTS TO MEET ACCESSIBILITY STANDARDS.
6. ALL GWB IN RESTROOMS TO BE WATER-RESISTANT (WATER-RESISTANT GREEN BOARD).
7. GRAB BARS DESIGNED TO RESIST A SINGLE-CONCENTRATED LOAD OF 250 POUNDS, APPLIED IN ANY DIRECTION AT ANY POINT TO COMPLY WITH 2018 IBC SECTION 1607.8.2.

6093 REGISTERED ARCHITECT LAWRENCE S. HOUSTON STATE OF WASHINGTON

ARCHITECT
LAWRENCE HOUSTON, ARCHITECT
10002 17th NE Ave
SEATTLE, WA 98125
P:206.819.1279
lawrencehouston@comcast.net

PERMIT SET

△	REVISION
1	

SPRING OF LIFE CHURCH ADDITION
4711 16TH ST SW
MUKILTEO, WA 98272

ENLARGED RESTROOM PLANS

A6.1

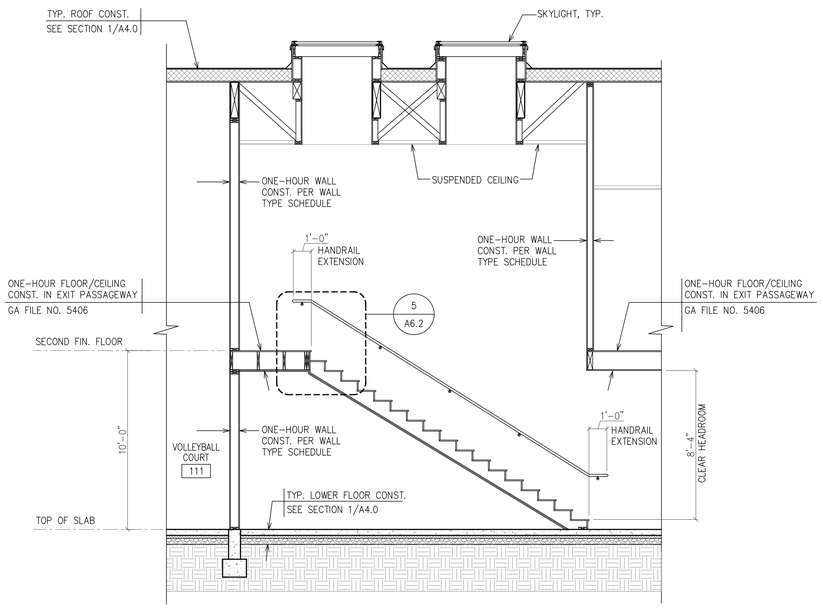

3 STAIR SECTION

SCALE 1/4" = 1'-0"

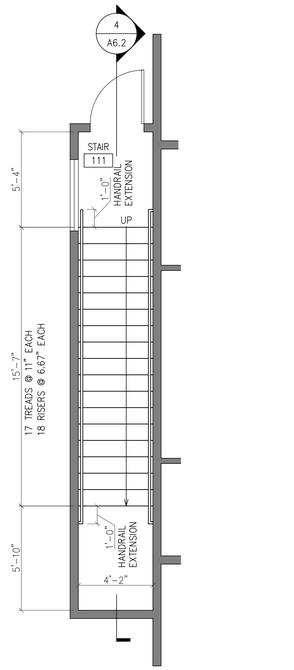

2 ENLARGED STAIR PLAN

SCALE 1/4" = 1'-0"

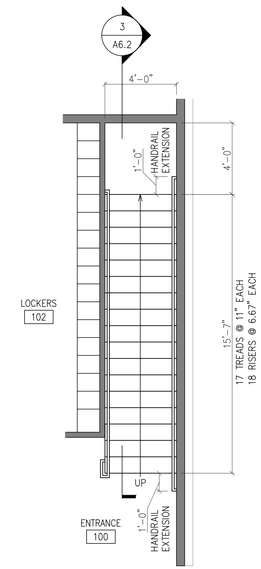

1 ENLARGED STAIR PLAN

SCALE 1/4" = 1'-0"

SCALE: 1/4" = 1'-0"

0 5 10 15 FT.

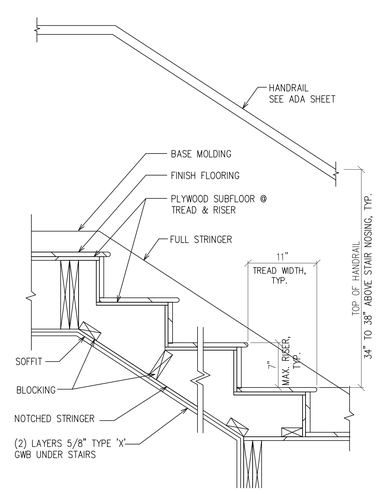

5 STAIR DETAIL

SCALE: 1" = 1'-0"

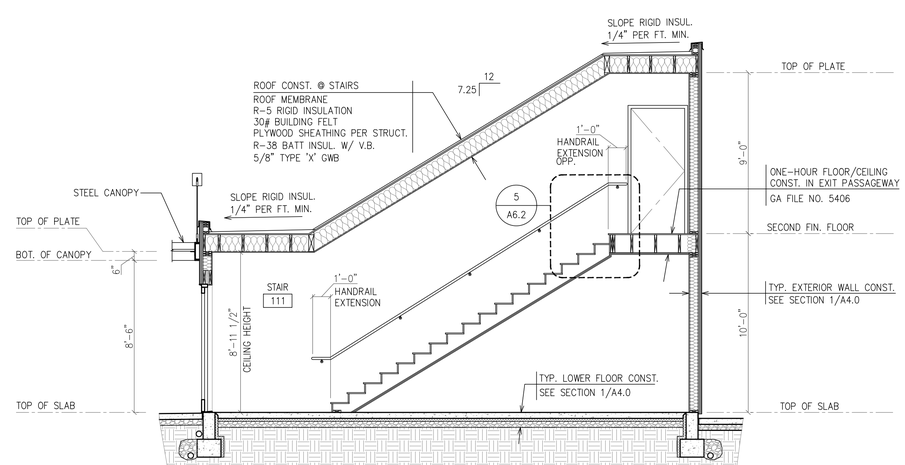

4 STAIR SECTION

SCALE 1/4" = 1'-0"

6093 REGISTERED ARCHITECT LAWRENCE S. HOUSTON STATE OF WASHINGTON

ARCHITECT
LAWRENCE HOUSTON, ARCHITECT
10002 17th NE Ave
SEATTLE, WA 98125
P:206.819.1279
lawrencehouston@comcast.net

PERMIT SET

△	REVISION
1	

SPRING OF LIFE CHURCH ADDITION

4711 16TH ST SW
MUKILTEO, WA 98272

ENLARGED STAIR PLAN & DETAILS

A6.2

DOOR SCHEDULE (Opaque Doors)

DOOR MARK	NOMINAL SIZE	DOOR AREA (Sq. Ft)	GLASS AREA	TYPE	U-VALUE TESTED		U-VALUE DEFAULT	TGA X U=	HARDWARE	REMARKS
Exterior Opaque Doors			~~							
							TOTAL TGA x U =	**0**		
Interior Doors										
100A	3'-0" X 7'-0"	21.00		SOLID CORE WOOD					PASSAGE	90 MIN., SMOKE SEALS, CLOSER, LATCH
101	3'-0" X 7'-0"	21.00		SOLID CORE WOOD					PASSAGE	60 MIN., SMOKE SEALS, CLOSER, LATCH
102	3'-0" X 7'-0"	21.00		SOLID CORE WOOD					PASSAGE	CLOSER, LATCH
102A	3'-0" X 7'-0"	21.00		SOLID CORE WOOD					PASSAGE	
103	3'-0" X 7'-0"	21.00		SOLID CORE WOOD					CLASSROOM	
104	3'-0" X 7'-0"	21.00		SOLID CORE WOOD					CLASSROOM	
105	3'-0" X 7'-0"	21.00		SOLID CORE WOOD					STORAGE	
106	3'-0 "X 7'-0"	21.00		SOLID CORE WOOD					PRIVACY	
107	3'-0" X 7'-0"	21.00		SOLID CORE WOOD					PASSAGE	
108	PR 3'-0" X 7'-0"	42.00		SOLID CORE WOOD					STORAGE	FLUSH BOLTS
109	3'-0" X 7'-0"	21.00		SOLID CORE WOOD					PASSAGE	
110	3'-0" X 7'-0"	21.00		SOLID CORE WOOD					PRIVACY	
200	3'-0" X 7'-0"	21.00		SOLID CORE WOOD					PRIVACY	60 MIN., SMOKE SEALS, CLOSER, LATCH
202	3'-0" X 7'-0"	21.00		SOLID CORE WOOD					CLASSROOM	
203	3'-0" X 7'-0"	21.00		SOLID CORE WOOD					CLASSROOM	
204	3'-0" X 7'-0"	21.00		SOLID CORE WOOD					CLASSROOM	
205	3'-0" X 7'-0"	21.00		SOLID CORE WOOD					STORAGE	
206	3'-0" X 7'-0"	21.00		SOLID CORE WOOD					PASSAGE	60 MIN., SMOKE SEALS, CLOSER, LATCH

DOOR NOTES:
1. Door hardware: Schlage unless otherwise noted. F-TBD; Style-TBD; Finish - TBD
2. Interior opaque doors: Simpson or equal. 1 3/8", fir, solid fir wood frame w/ single flat 1/4" composite center panel, paint grade.
3. See Floors Plans and Elevations for door "marks".

WINDOW AND GLASS DOOR SCHEDULE

MARK	WINDOW	Nominal Dimension Width		Height	Unit Area (s.f.)	Total No. of Units	Total Glazing Area (TGA)	Rated U-Value*	TGA x U-Value	R.O. Head Height	SHGC	PF	Orientation
103	PICTURE	8'-0"	x	5'-0"	40.00	1	40.00	0.30	12.00	8'-0"	0.38	0.00	S
103A	PICTURE	8'-0"	x	5'-0"	40.00	1	40.00	0.30	12.00	8'-0"	0.38	0.00	S
104	PICTURE	8'-0"	x	5'-0"	40.00	1	40.00	0.30	12.00	8'-0"	0.38	0.00	S
104A	PICTURE	8'-0"	x	5'-0"	40.00	1	40.00	0.30	12.00	8'-0"	0.38	0.00	S
104B	PICTURE	8'-0"	x	5'-0"	40.00	1	40.00	0.30	12.00	8'-0"	0.38	0.00	W
111	PICTURE	4'-0"	x	5'-0"	20.00	1	20.00	0.30	6.00	8'-0"	0.38	0.00	W
112	PICTURE	8'-0"	x	5'-0"	40.00	1	40.00	0.30	12.00	18'-0"	0.38	0.00	W
112A	PICTURE	8'-0"	x	5'-0"	40.00	1	40.00	0.30	12.00	18'-0"	0.38	0.00	W
112B	PICTURE	8'-0"	x	5'-0"	40.00	1	40.00	0.30	12.00	18'-0"	0.38	0.00	W
112C	PICTURE	8'-0"	x	5'-0"	40.00	1	40.00	0.30	12.00	18'-0"	0.38	0.00	W
112D	PICTURE	8'-0"	x	5'-0"	40.00	1	40.00	0.30	12.00	18'-0"	0.51	0.00	N
112E	PICTURE	8'-0"	x	5'-0"	40.00	1	40.00	0.30	12.00	18'-0"	0.51	0.00	N
202	PICTURE	8'-0"	x	5'-0"	40.00	1	40.00	0.30	12.00	8'-0"	0.38	0.00	S
202A	PICTURE	8'-0"	x	5'-0"	40.00	1	40.00	0.30	12.00	8'-0"	0.38	0.00	S
203	PICTURE	8'-0"	x	5'-0"	40.00	1	40.00	0.30	12.00	8'-0"	0.38	0.00	S
203A	PICTURE	8'-0"	x	5'-0"	40.00	1	40.00	0.30	12.00	8'-0"	0.38	0.00	S
203B	PICTURE	8'-0"	x	5'-0"	40.00	1	40.00	0.30	12.00	8'-0"	0.38	0.00	W
204	PICTURE	4'-0"	x	5'-0"	20.00	1	20.00	0.30	6.00	8'-0"	0.38	0.00	W
206	PICTURE	8'-0"	x	5'-0"	40.00	1	40.00	0.30	12.00	8'-0"	0.38	0.00	W

GLASS DOORS

MARK	GLASS DOOR	Nominal Dimension Width		Height	Unit Area (s.f.)	Total No. of Units	Total Glazing Area (TGA)	Rated U-Value*	TGA x U-Value	R.O. Head Height	SHGC	PF	Orientation
100	DOUBLE ENTRY DOORS	6'-0"	x	7'-0"	42.00	1	42.00	0.60	25.20	7'-0"	0.61	1.43	S
111	ENTRY DOOR	3'-0"	x	7'-0"	21.00	1	21.00	0.60	12.60	7'-0"	0.61	1.42	N
112	DOUBLE ENTRY DOORS	6'-0"	x	7'-0"	42.00	1	42.00	0.60	25.20	7'-0"	0.61	0.52	W
112A	DOUBLE ENTRY DOORS	6'-0"	x	7'-0"	42.00	1	42.00	0.60	25.20	7'-0"	0.56	0.45	N
112B	DOUBLE ENTRY DOORS	6'-0"	x	7'-0"	42.00	1	42.00	0.60	25.20	7'-0"	0.56	0.45	N
					TOTALS	**24**	**909.00**	Total TGA	**329.40**	Total TGA x U			

Gross Exterior Above Ground Wall Area **6308.00**
Vertical fenestration **909.00**
Net Exterior Above Ground Wall Area **5399.00**
Vertical Fenestration % **0.14**
Area Weighted Average Glazing U-Value=(Total TGA x U) / (Total TGA)= **0.36**

WINDOW AND GLASS DOOR NOTES:
1. See Building Elevations (A3.0 series) and Floor Plans (A2.0 series) for window and door marks.
2. Window Manufacturer: Color: Material:
3. Glazing shall be tempered as required by RBC Section R 308. See Building Elevations on sheet A3.0 series for "SG" (Safety Glass) marks.
4. Provide insect screens at all operable windows.
5. See energy notes and calculations on Sheet A6.0
6. Builder to field verify all rough opening dimensions at time of window order.

SKYLIGHT SCHEDULE

MARK	Nominal Dimension			Unit Area (s.f.)	Total No. of Units	Total Glazing Area (TGA)	Rated U-Value*	TGA x U-Value	SHGC
A	2'-6"	x	5'-0"	12.50	7	87.50	0.5	43.75	0.35

Net Roof Area = **6545.00**
Total Skylight to Roof Ratio = **1.34%**

6093 REGISTERED ARCHITECT LAWRENCE S. HOUSTON STATE OF WASHINGTON

ARCHITECT
LAWRENCE HOUSTON, ARCHITECT
10002 17th NE Ave
SEATTLE, WA 98125
P.206.819.1279
lawrencehouston@comcast.net

PERMIT SET

△	REVISION
1	

SPRING OF LIFE CHURCH ADDITION
4711 16TH ST SW
MUKILTEO, WA 98272

ENLARGED STAIR PLAN & DETAILS

A7.0

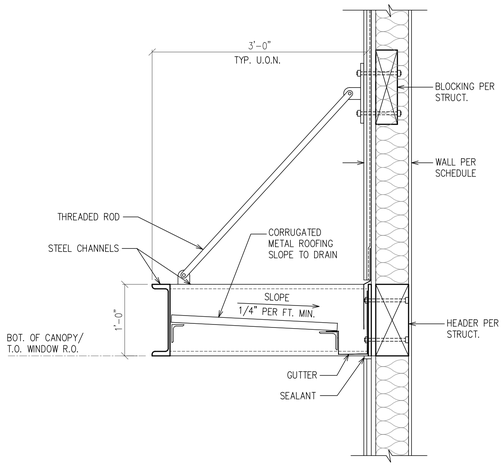

10 TYP. SECTION @ CANOPY

SCALE: 1" = 1'-0"

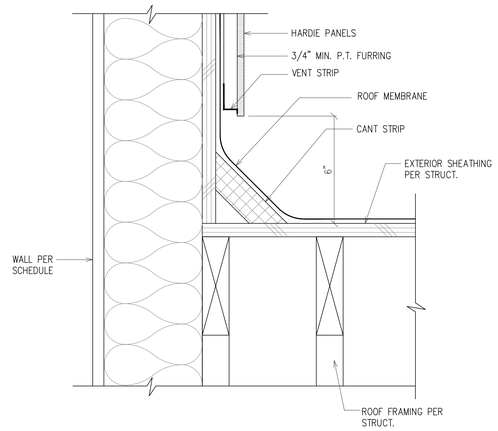

7 ROOF TO WALL DETAIL

SCALE: 3" = 1'-0"

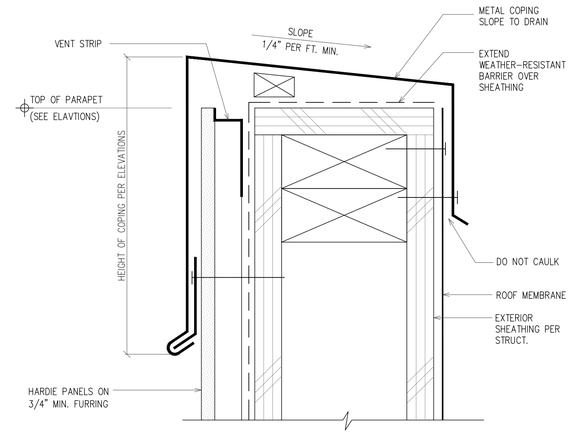

4 PARAPET DETAIL

SCALE: 6" = 1'-0"

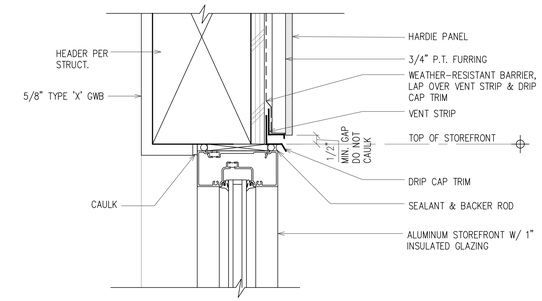

1 STOREFRONT HEAD @ HARDIE PANEL

SCALE: 3" = 1'-0"

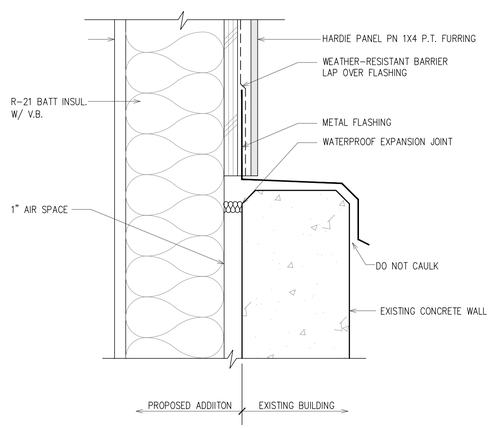

11 NEW WALL @ CONC. PARAPET

SCALE: 3" = 1'-0"

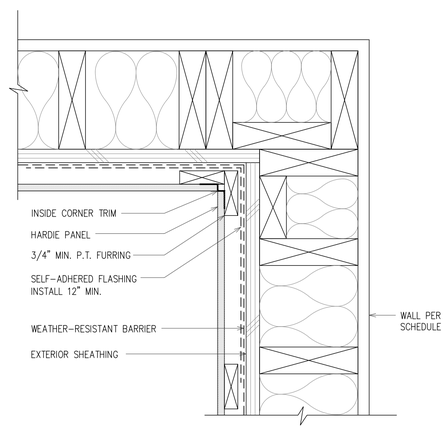

8 INSIDE CORNER, TYP.

SCALE: 3" = 1'-0"

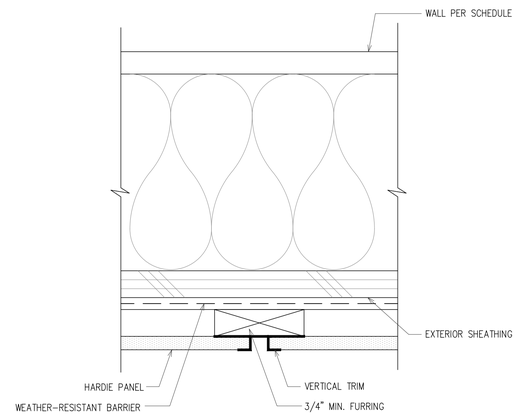

5 TYP. VERTICAL TRIM

SCALE: 6" = 1'-0"

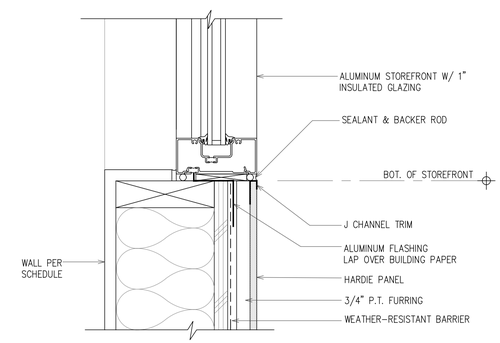

2 STOREFROUNT SILL @ HARDIE PANEL

SCALE: 3" = 1'-0"

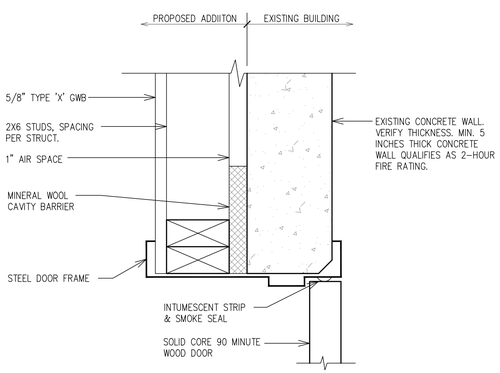

12 90 MINUTE DOOR JAMB DETAIL (HEAD SIMILAR)

SCALE: 3" = 1'-0"

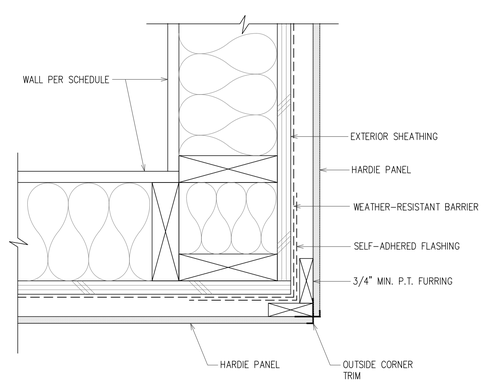

9 OUTSIDE CORNER, TYP.

SCALE: 3" = 1'-0"

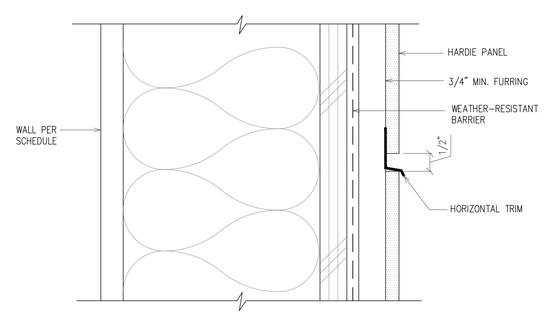

6 TYP. HORIZONTAL TRIM

SCALE: 6" = 1'-0"

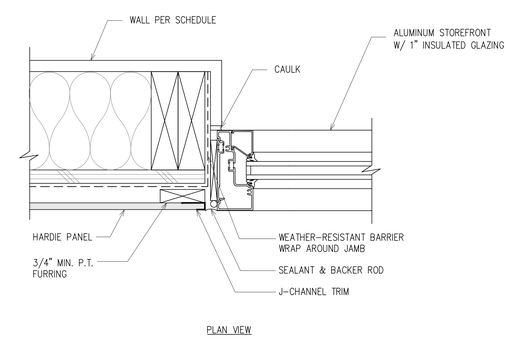

3 STOREFROUNT JAMB @ HARDIE PANEL

SCALE: 3" = 1'-0"

ARCHITECT
LAWRENCE HOUSTON, ARCHITECT
10002 17th NE Ave
SEATTLE, WA 98125
P:206.819.1279
lawrencehouston@comcast.net

PERMIT SET

△	REVISION
1	

SPRING OF LIFE CHURCH ADDITION
4711 16TH ST SW
MUKILTEO, WA 98272

DETAILS

A8.0

WINDOW FLASHING SEQUENCE

SEQUENCE FOR INSTALLATION OF VAPROSHIELD, VAPRO LIQUIFLASH FOR WINDOWS & DOORS w/. NAIL FLANGES.

1. APPLY VAPRO FLASHING SA SILL PIECE APPLIED DIRECTLY TO SHEATHING AND INSIDE OPENING AS SHOWN. RELEASE PAPER LEFT ON LOWER 6" TO SHINGLE OVER WEATHER RESISTANT BARRIER.
2. APPLY VAPRO FLASHING SA JAMB PIECES APPLIED DIRECTLY TO SHEATHING AND INSIDE OPENING AS SHOWN.
3. APPLY VAPRO FLASHING SA HEAD PIECE DIRECTLY TO SHEATHING AND INSIDE OPENING AS SHOWN.
4. APPLY VAPRO LIQUIFLASH AT INSIDE OF OPENING AND 2" ON OUTSIDE FACE & INTEGRATE INTO METAL FLASHING AT SILL.
5. APPLY DOW 758 SEALANT OR EQUAL AT HEAD, LEFT AND RIGHT JAMB OF WINDOW OR EXTERIOR DOOR.
6. INSTALL WINDOW / DOOR UNIT WITH NAIL FLANGE. SET IN NON-SKINNING BUTYL SEALANT.
7. INSTALL METAL HEAD FLASHING OVER VAPRO LIWUI-FLASH EMBEDDED IN DOW 758 OR EQUAL.
8. INSTALL WEATHER RESISTIVE BARRIER SEALED AGAINST NAIL FLANGES WITH NON-SKINNING BUTYL SEALANT.

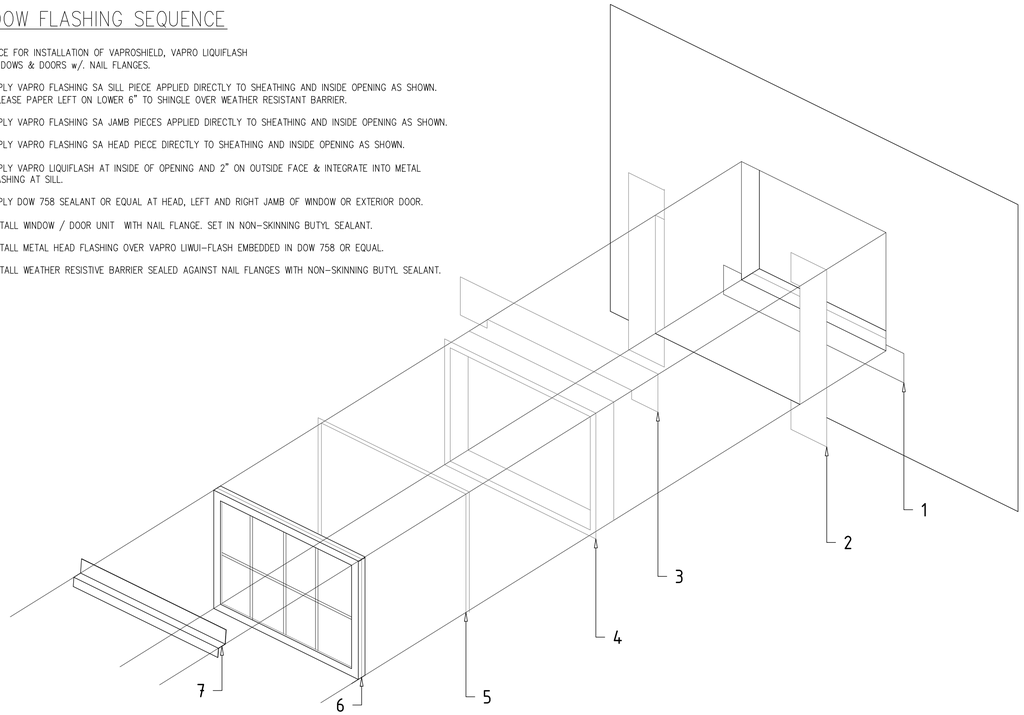

5 WINDOW FLASHING SEQUENCE

SCALE: NO SCALE

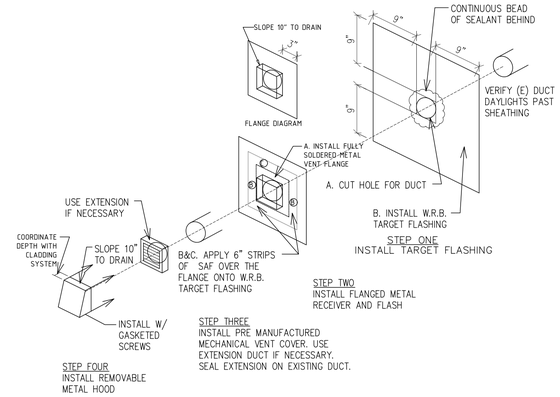

4 VENT DETAIL

SCALE: GRAPHIC

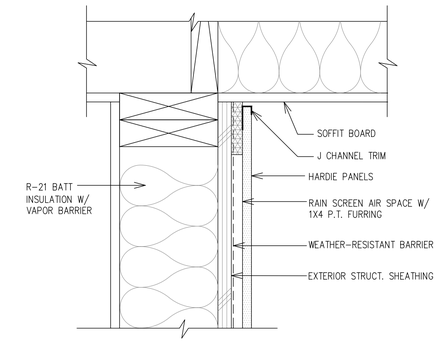

1 WALL @ SOFFIT

SCALE: 3" = 1'-0"

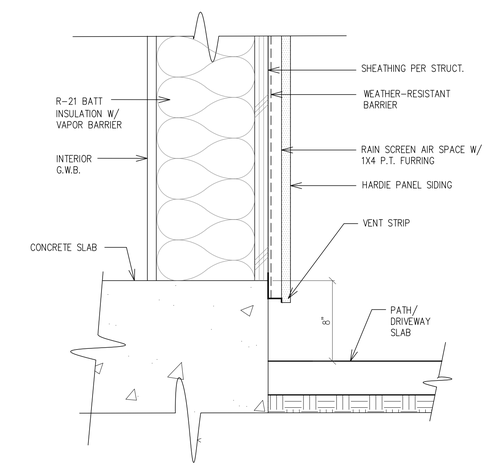

2 HARDSCAPE CLEARANCES

SCALE: 3" = 1'-0"

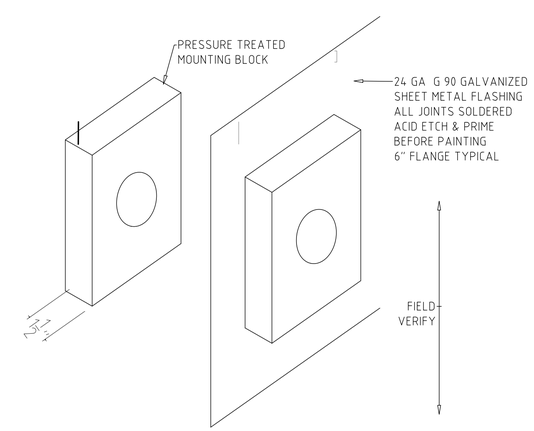

3 MOUNTING BLOCK

SCALE: GRAPHIC

6093 REGISTERED ARCHITECT LAWRENCE S. HOUSTON STATE OF WASHINGTON

ARCHITECT
LAWRENCE HOUSTON, ARCHITECT
10002 17th NE Ave
SEATTLE, WA 98125
P:206.819.1279
lawrencehouston@comcast.net

PERMIT SET

△	REVISION
1	

SPRING OF LIFE CHURCH ADDITION
4711 16TH ST SW
MUKILTEO, WA 98272

DETAILS

A8.1

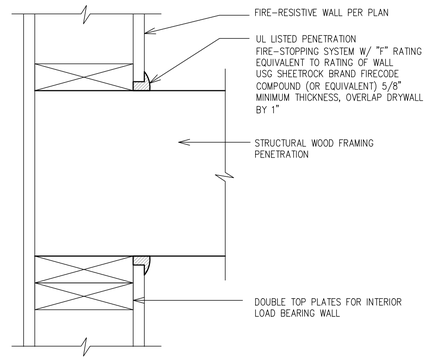

4 1-HR RATED WALL PENETRATION SYSTEM NO. W-L-1087

SCALE: 3" = 1'-0"

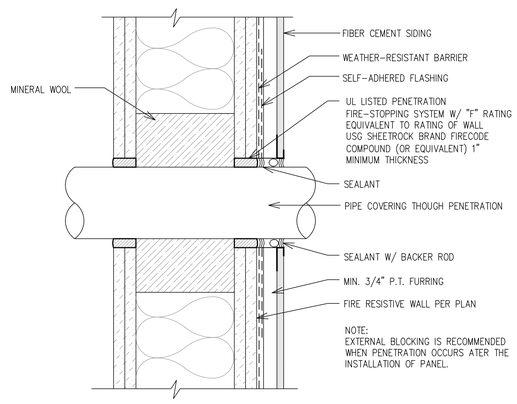

5 2-HR RATED WALL PENETRATION SYSTEM NO. W-L-1064

SCALE: 3" = 1'-0"

WALLS AND INTERIOR PARTITIONS, WOOD-FRAMED

GA FILE NO. WP 3514	GENERIC	1 HOUR FIRE	35 to 39 STC SOUND

GYPSUM WALLBOARD, WOOD STUDS

One layer 5/8" type X gypsum wallboard or gypsum veneer base applied parallel or at right angles to each side of 2 x 4 wood studs 16" o.c. with 1 1/4" Type W drywall screws 12" o.c.

Joints staggered 16" on opposite sides. **(LOAD-BEARING)**

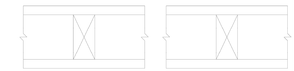

Thickness: 4 3/4"
Approx. Weight: 7 psf
Fire Test: SWRI 01-4511, 8-19-92
Sound Test: See WP 3520 (G&H NG-246FT, 7-2-65)

1 1-HR FIRE-RATED WALL ASSEMBLY GA FILE NO. WP 3514

SCALE: NTS

WALLS AND INTERIOR PARTITIONS, WOOD-FRAMED

GA FILE NO. WP 4230	GENERIC	2 HOUR FIRE

GYPSUM WALLBOARD, WOOD STUDS, MINERAL FIBER INSULATION

Base layer 5/8" type X gypsum wallboard applied at right angles to each side of 2 x 6 wood studs 24" o.c. with 2 1/4" Type S or W drywall screws 24" o.c. **Face** layer 5/8" type X gypsum wallboard applied at right angles to each side with 2 1/4" Type S drywall screws 8" o.c. 5 1/2" mineral fiber insulation, nominal 3 pcf, friction fit in stud space.

Joints staggered 24" each layer and side.

Tested at 5,506 lbs per stud or 100 percent of design load. **(LOAD-BEARING)**

Thickness: 8"
Approx. Weight: 13 psf
Fire Test: ITS J20-06170.3, 12-00

2 2-HR FIRE-RATED WALL ASSEMBLY GA FILE NO. WP 4230

SCALE: NTS

FLOOR-CEILING SYSTEMS, WOOD-FRAMED

GA FILE NO. FC 5406	GENERIC	1 HOUR FIRE	35 to 39 STC SOUND

WOOD JOISTS, GYPSUM WALLBOARD

Base layer 5/8" type X gypsum wallboard applied at right angles to 2 x 10 wood joists 24" o.c. with 1 1/4" Type W or S drywall screws 24" o.c. **Face** layer 5/8" type X gypsum wallboard or gypsum veneer base applied at right angles to joists with 1 7/8" Type W or S drywall screws 12" o.c. at joints and intermediate joists and 1 1/2" Type G drywall screws 12" o.c. placed 2" back on either side of end joints. Joints offset 24" from base layer joints. Wood joists supporting 1/2" plywood with exterior glue applied at right angles to joists with 8d nails. **Ceiling provides one hour fire resistance protection for framing, including trusses.**

Approx. Ceiling Weight: 5 psf
Fire Test: FM FC 172, 2-25-72; ITS, 8-6-98
Sound Test: Estimated

3 1-HR FIRE-RATED FLOOR-CEILING ASSEMBLY GA FILE NO. FC 5406

SCALE: NTS

ARCHITECT
LAWRENCE HOUSTON, ARCHITECT
10002 17th NE Ave
SEATTLE, WA 98125
P:206.819.1279
lawrencehouston@comcast.net

PERMIT SET

△	REVISION
1	

SPRING OF LIFE CHURCH ADDITION
4711 16TH ST SW
MUKILTEO, WA 98272

DETAILS

A8.2

	U-Factor & SHGC Source: NFRC Rating			U-Factor Source Description: Manufacturer				
	Is this assembly exterior or interior?: Exterior							
Fixed - Class AW or site built	Sheet A2.11 First Floor Plan	104B	Exterior	South/East/West Facing	PF < 0.2	SHGC-0.38	U-0.30	40
	U-Factor & SHGC Source: NFRC Rating			U-Factor Source Description: Manufacturer				
	Is this assembly exterior or interior?: Exterior							
Fixed - Class AW or site built	Sheet A2.21 Second Floor Plan	206	Exterior	South/East/West Facing	PF < 0.2	SHGC-0.38	U-0.30	40
	U-Factor & SHGC Source: NFRC Rating			U-Factor Source Description: Manufacturer				
	Is this assembly exterior or interior?: Exterior							
Fixed - Class AW or site built	Sheet A2.21 Second Floor Plan	112A	Exterior	South/East/West Facing	PF < 0.2	SHGC-0.38	U-0.30	40
	U-Factor & SHGC Source: NFRC Rating			U-Factor Source Description: Manufacturer				
	Is this assembly exterior or interior?: Exterior							
Fixed - Class AW or site built	A2.11 First Floor Plan	103	Exterior	South/East/West Facing	PF < 0.2	SHGC-0.38	U-0.30	40
	U-Factor & SHGC Source: NFRC Rating			U-Factor Source Description: Manufacturer				
	Is this assembly exterior or interior?: Exterior							
Fixed - Class AW or site built	Sheet A2.21 Second Floor Plan	203	Exterior	South/East/West Facing	PF < 0.2	SHGC-0.38	U-0.30	40
	U-Factor & SHGC Source: NFRC Rating			U-Factor Source Description: Manufacturer				
	Is this assembly exterior or interior?: Exterior							

Glazed Doors	Location in Documents	Assembly ID	Assembly Location	Orientation	Shading (PF)	Fenestration SHGC	Fenestration U-Factor	Rough Opening (SF)
Swinging entrance door	Sheet A2.11 First Floor Plan	112	Exterior	South/East/West Facing	PF ≥ 0.5	SHGC-0.61	U-0.60	42
	U-Factor & SHGC Source: NFRC Rating			U-Factor Source Description: Manufacturer				
	Is this assembly exterior or interior?: Exterior			Is this a public entrance door?: Yes				
	Door enclosed within a vestibule?: No vestibule							
Swinging entrance door	Sheet A2.11 First Floor Plan	100	Exterior	South/East/West Facing	PF ≥ 0.5	SHGC-0.61	U-0.60	42
	U-Factor & SHGC Source: NFRC Rating			U-Factor Source Description: Manufacturer				
	Is this assembly exterior or interior?: Exterior			Is this a public entrance door?: Yes				
	Door enclosed within a vestibule?: No vestibule							
Swinging entrance door	Sheet A2.11 First Floor Plan	112A	Exterior	North Facing	0.2 ≤ PF < 0.5	SHGC-0.56	U-0.60	42
	U-Factor & SHGC Source: NFRC Rating			U-Factor Source Description: Manufacturer				
	Is this assembly exterior or interior?: Exterior			Is this a public entrance door?: Yes				
	Door enclosed within a vestibule?: No vestibule							
Swinging entrance door	Sheet A2.11 First Floor Plan	111	Exterior	North Facing	PF ≥ 0.5	SHGC-0.61	U-0.60	21
	U-Factor & SHGC Source: NFRC Rating			U-Factor Source Description: Manufacturer				
	Is this assembly exterior or interior?: Exterior			Is this a public entrance door?: Yes				
	Door enclosed within a vestibule?: No vestibule							
Swinging entrance door	Sheet A2.11 First Floor Plan	112B	Exterior	North Facing	0.2 ≤ PF < 0.5	SHGC-0.56	U-0.60	42
	U-Factor & SHGC Source: NFRC Rating			U-Factor Source Description: Manufacturer				
	Is this assembly exterior or interior?: Exterior			Is this a public entrance door?: Yes				
	Door enclosed within a vestibule?: No vestibule							

ENVELOPE COMPLIANCE SUMMARY

2018 WSEC Compliance Forms for Commercial Buildings including Group R2, R3 & R4 over 3 stories and all R1

Administered by: ©2022 NEEA, All rights reserved

Project & Applicant Information	Project Title	Spring of Life Church Addition - 2018 WSEC	For Building Department Use: Date: Apr 21, 2022
	Project Address	4711 116th St Mukilteo, WA 98272	
	Applicant Name	Rowena Javelona	
	Applicant Phone	206-914-3602	
	Applicant Email	mjarchitecture05@gmail.com	

For questions about this report, contact WSEC Commercial Technical Support at 360-539-5300 or via email at com.techsupport@waenergycodes.com

General Occupancy	All Commercial	General Building Use Type	Education, Other	Building Cond. Floor Area	9,021
Project Scope	New Building	Space Conditioning Categories	Fully Conditioned	Project Cond. Floor Area	9,021
				Floors Above Grade	2
				Compliance Method	Compliance Method 1 - General
Envelope Project Description	Proposed addition of a volleyball court and classrooms to existing church. Proposed addition will be constructed as a separate building.				

Envelope Compliance Scope and Method	Scope	Space Conditioning Category	Compliance Method	WWR/SRR per Category	UA Calculation Adjustment	Fenestration Alternates	Compliance Verification
	New Building	Fully Conditioned	Prescriptive	14.41% / 0%	None selected	No alternates selected	COMPLIES

Air Barrier Testing	Air barrier testing included in project scope	Air Barrier Comments	

Project Title	Spring of Life Church Addition - 2018 WSEC	Date	Apr 21, 2022
Scope & Space Conditioning	NEW BUILDING - FULLY CONDITIONED	Compliance Verification	COMPLIES
Window-to-wall Ratio	14.41%	Skylight-to-roof-ratio	0%
Vertical Fenestration Alternate	No alternates selected		

Opaque Envelope Assemblies

Roof/Ceiling	Location in Documents	Assembly ID	Assembly Location	Insulation R-Values: Cavity	Continuous (% penetration)	2nd Layer (MB Roof)	U-Factor	Net Area (SF)
Insulation entirely above deck	A4.0 Sections	Typical Roof Construction	Exterior		R-38 (< 0.04%)		U-0.027	6,632
	U-Factor Source: WSEC Appendix A			U-Factor Source Description: Manufacturer				
	Is this assembly exterior or interior?: Exterior							

Walls	Location in Documents	Assembly ID	Assembly Location	Cavity	Continuous (% penetration)	Insulated Wall Furring	U-Factor	Net Area (SF)
Wood-framed and other - Commercial	A2.11 First Floor Plan, A2.21 Second Floor Plan, A4.0 Sections	Typical exterior wall construction	Exterior	R-21	R-0 (< 0.04%)		U-0.054	5,399
	Which insulation code target does wall comply with?: R 21 Cavity + Intermediate Framing			U Factor Source: WSEC Appendix A				
	U-Factor Source Description: Manufacturer			Wall Framing Type (Standard, Inter., Advanced): Intermediate				
	Framing Depth: 2x6			Framing Spacing: 16 inches				
	Is this assembly exterior or interior?: Exterior							

Slab-on-grade Floors	Location in Documents	Assembly ID	Assembly Location	Slab Edge	Under Slab		F-Factor	Perimeter Length (SF)
Unheated slab	A4.0 Sections	Typical Slab on Grade Construction	At grade level	R-10	R-0		F-0.54	252
	Slab Insulation Method: 2 ft vertical (from top of slab downward)			F-Factor Source: WSEC Appendix A				
	F-Factor Source Description: Manufacturer							

Fenestration & Opaque Door Assemblies

Vertical Fenestration	Location in Documents	Assembly ID	Assembly Location	Insulation R-Values: Orientation	Shading (PF)	Fenestration SHGC	Fenestration U-Factor	Rough Opening (SF)
Fixed - Class AW or site built	Sheet A2.21 Second Floor Plan	112D	Exterior	North Facing	PF < 0.2	SHGC-0.51	U-0.30	40
	U-Factor & SHGC Source: NFRC Rating			U-Factor Source Description: Manufacturer				
	Is this assembly exterior or interior?: Exterior							
Fixed - Class AW or site built	Sheet A2.21 Second Floor Plan	203A	Exterior	South/East/West Facing	PF < 0.2	SHGC-0.38	U-0.30	40
	U-Factor & SHGC Source: NFRC Rating			U-Factor Source Description: Manufacturer				
	Is this assembly exterior or interior?: Exterior							
Fixed - Class AW or site built	Sheet A2.11 First Floor Plan	104A	Exterior	South/East/West Facing	PF < 0.2	SHGC-0.38	U-0.30	40
	U-Factor & SHGC Source: NFRC Rating			U-Factor Source Description: Manufacturer				
	Is this assembly exterior or interior?: Exterior							
Fixed - Class AW or site built	Sheet A2.21 Second Floor Plan	112B	Exterior	South/East/West Facing	PF < 0.2	SHGC-0.38	U-0.30	40
	U-Factor & SHGC Source: NFRC Rating			U-Factor Source Description: Manufacturer				
	Is this assembly exterior or interior?: Exterior							
Fixed - Class AW or site built	Sheet A2.21 Second Floor Plan	202	Exterior	South/East/West Facing	PF < 0.2	SHGC-0.38	U-0.30	40
	U-Factor & SHGC Source: NFRC Rating			U-Factor Source Description: Manufacturer				
	Is this assembly exterior or interior?: Exterior							
Fixed - Class AW or site built	A2.11 First Floor Plan	103A	Exterior	South/East/West Facing	PF < 0.2	SHGC-0.38	U-0.30	40
	U-Factor & SHGC Source: NFRC Rating			U-Factor Source Description: Manufacturer				
	Is this assembly exterior or interior?: Exterior							
Fixed - Class AW or site built	Sheet A2.21 Second Floor Plan	203B	Exterior	South/East/West Facing	PF < 0.2	SHGC-0.38	U-0.30	40
	U-Factor & SHGC Source: NFRC Rating			U-Factor Source Description: Manufacturer				
	Is this assembly exterior or interior?: Exterior							
Fixed - Class AW or site built	Sheet A2.11 First Floor Plan	111	Exterior	South/East/West Facing	PF < 0.2	SHGC-0.38	U-0.30	20
	U-Factor & SHGC Source: NFRC Rating			U-Factor Source Description: Manufacturer				
	Is this assembly exterior or interior?: Exterior							
Fixed - Class AW or site built	Sheet A2.11 Second Floor Plan	112C	Exterior	South/East/West Facing	PF < 0.2	SHGC-0.38	U-0.30	40
	U-Factor & SHGC Source: NFRC Rating			U-Factor Source Description: Manufacturer				
	Is this assembly exterior or interior?: Exterior							
Fixed - Class AW or site built	Sheet A2.21 Second Floor Plan	202A	Exterior	South/East/West Facing	PF < 0.2	SHGC-0.38	U-0.30	40
	U-Factor & SHGC Source: NFRC Rating			U-Factor Source Description: Manufacturer				
	Is this assembly exterior or interior?: Exterior							
Fixed - Class AW or site built	Sheet A2.11 First Floor Plan	104	Exterior	South/East/West Facing	PF < 0.2	SHGC-0.38	U-0.30	40
	U-Factor & SHGC Source: NFRC Rating			U-Factor Source Description: Manufacturer				
	Is this assembly exterior or interior?: Exterior							
Fixed - Class AW or site built	Sheet A2.21 Second Floor Plan	204	Exterior	South/East/West Facing	PF < 0.2	SHGC-0.38	U-0.30	20
	U-Factor & SHGC Source: NFRC Rating			U-Factor Source Description: Manufacturer				
	Is this assembly exterior or interior?: Exterior							
Fixed - Class AW or site built	Sheet A2.21 Second Floor Plan	112	Exterior	South/East/West Facing	PF < 0.2	SHGC-0.38	U-0.30	40
	U-Factor & SHGC Source: NFRC Rating			U-Factor Source Description: Manufacturer				
	Is this assembly exterior or interior?: Exterior							
Fixed - Class AW or site built	Sheet A2.21 Second Floor Plan	112E	Exterior	North Facing	PF < 0.2	SHGC-0.51	U-0.38	40

REGISTERED ARCHITECT 6093 LAWRENCE S. HOUSTON STATE OF WASHINGTON

ARCHITECT
LAWRENCE HOUSTON, ARCHITECT
10002 17th NE Ave
SEATTLE, WA 98125
P:206.819.1279
lawrencehouston@comcast.net

PERMIT SET

△	REVISION
1	

SPRING OF LIFE CHURCH ADDITION
4711 16TH ST SW
MUKILTEO, WA 98272

ENVELOPE COMPLIANCE SUMMARY

A9.0

Building Envelope Requirements List, pg 3 of 9

2018 WSEC Requirements for Commercial Buildings including Group R2, R3 & R4 over 3 stories & all R1 -- Administered by ©2022 NEEA, All rights reserved

The following information is necessary to check a building permit application for compliance with the building envelope requirements in the Washington State Energy Code, Commercial Provisions.
For questions about this report, contact WSEC Commercial Technical Support at 360-539-5300 or via email at com.techsupport@waenergycodes.com

NA			Indicate R-values for thermal spacers and each insulation layer, and liner system (LS) method for metal building roofs		
YES	C402.2.1.1	Skylight curb insulation	Indicate skylight curb insulation R-value on roof section, if not included in skylight NFRC rating	A0.0 Cover Sheet/ Energy Notes	
YES	C402.2.1.2	Rooftop HVAC equipment curbs	Indicate rooftop HVAC equipment curb insulation R-value on roof section	A0.0 Cover Sheet/ Energy Notes	
YES	C103.2 C402.2.3 C402.2.4 C303.2.1	Above/below grade wall insulation	Indicate R-value(s) of cavity/continuous insulation on wall sections	A4.0 Sections, A5.0-A5.1 Wall Sections	
YES			Indicate framing materials on wall sections	A4.0 Sections, A5.0-A5.1 Wall Sections	
YES			Indicate method of framing for wood construction per A103.2 (std, int, adv)	A4.0 Sections, A5.0-A5.1 Wall Sections	
NA			Indicate material density category, wall weight and heat capacity for qualifying mass walls		
NA			For qualifying ASTM C90 masonry walls, indicate loose-fill core insulation material and percentage of cores filled including grouted cores, bond beams, vertical fills, headers and any other grouted cores		
NA			Indicate method of protection of exposed exterior basement/crawlspace wall insulation		
NA	C103.2 C402.4.4	Opaque doors	Indicate rated U-factor or R-value (non-swinging) on wall sections or in door schedules - applies to doors with less than 50% glazed area		
NA	C402.4.4	Garage doors	Indicate rated U-factor for sectional and tilt-up garage doors on wall sections or in door schedules - applies to garage doors with less than 14% glazed area; all other garage doors shall comply as opaque doors		
NA	C402.2.5	Floor over outdoor or unconditioned space insulation	Indicate R-value(s) of cavity/continuous insulation on floor sections		
NA			Indicate framing material on floor sections		
NA			Indicate material density category and weight of qualifying mass floors		
YES	C402.2.6 C303.2.1	Slab-on-grade floor insulation	Indicate R-value of continuous insulation on wall section or foundation detail	A4.0 Sections, A5.0-A5.1 Wall Sections	
YES			Indicate insulation extends down vertically and/or horizontally the required distance from top of slab	A4.0 Sections, A5.0-A5.1 Wall Sections	
NA			Indicate method of protection of exposed exterior slab edge insulation		

Building Envelope Requirements List, pg 2 of 9

2018 WSEC Requirements for Commercial Buildings including Group R2, R3 & R4 over 3 stories & all R1 -- Administered by ©2022 NEEA, All rights reserved

The following information is necessary to check a building permit application for compliance with the building envelope requirements in the Washington State Energy Code, Commercial Provisions.
For questions about this report, contact WSEC Commercial Technical Support at 360-539-5300 or via email at com.techsupport@waenergycodes.com

NA			Group R spaces permitted before July 1, 2002 that are undergoing a change to a commercial occupancy shall be identified on plans		
NA			Commercial (non-Group R) occupancy spaces undergoing a change to Group R shall be identified on plans		
ENVELOPE PROVISIONS					
YES	C103.2 C103.6.3 C402.1.3 C402.1.4 C402.1.5	Compliance documentation	Indicate envelope thermal performance compliance path (prescriptive or component performance) and provide WSEC envelope compliance reports	A0.0 Cover Sheet, A8.0 Energy Worksheets	
NA			If complying via component performance, demonstrate that the Proposed Total UA is equal to or less than the Allowable Total UA		
NA			If complying via total building performance, provide a list of all proposed envelope component types, areas and U-values		
YES	C303.1.1 C303.1.2	Insulation identification	Indicate identification mark shall be applied to all insulation materials and insulation installed such that the mark is readily observable during inspection	A4.0 Sections, A5.0-A5.1 Wall Sections	
YES	C303.1.3 C402.4.3	Fenestration product rating	Indicate fenestration products shall be labeled with NFRC U-factor, SHGC, VT and leakage rating, or if products do not have an NFRC rating, indicate applicable Chapter 3 default values	A7.0 Schedules	
YES	C303.1.1 C402.2.1	General insulation installation	Indicate installation methods, thicknesses, densities and clearances to achieve the intended R-value of all insulation materials	A4.0 Sections, A5.0-A5.1 Wall Sections	
YES			Where two or more layers of rigid insulation will be used, indicate that edge joints between layers are staggered, or exception taken	A0.0 Cover Sheet/ Energy Notes	
YES	C103.2 C402.2.1	Roof assembly insulation	Indicate R-value(s) of cavity/continuous insulation on roof sections	A4.0 Sections, A5.0-A5.1 Wall Sections	
YES			Indicate framing materials on roof sections	A4.0 Sections, A5.0-A5.1 Wall Sections	
YES			Indicate method of framing for ceilings below vented attics and vaulted ceilings per A102.2 (std, adv)	A4.0 Sections, A5.0-A5.1 Wall Sections	
NA			Provide area weighted average U-factor calculation for insulation whose thickness varies by 1 inch or less		
NA			Indicate effective U-factors of tapered insulation entirely above deck per A102.2.6; include roof configuration and slope, maximum R-value at peak and minimum R-value at low point for all roof surfaces		

Building Envelope Requirements List, pg 1 of 9

2018 WSEC Requirements for Commercial Buildings including Group R2, R3 & R4 over 3 stories & all R1 -- Administered by ©2022 NEEA, All rights reserved

The following information is necessary to check a building permit application for compliance with the building envelope requirements in the Washington State Energy Code, Commercial Provisions.
For questions about this report, contact WSEC Commercial Technical Support at 360-539-5300 or via email at com.techsupport@waenergycodes.com

Project:
Spring of Life Church Addition - 2018 WSEC
4711 116th St
Mukilteo, WA 98272

Date: 2022-04-21

Applies	Code Section	Component	Compliance Information Required In Permit Documentation	Location in Documents	Building Department Notes
SCOPE					
NA	C103.1	Construction documents - General	For a tenant space (first build-out) project, indicate if there is no envelope scope included in the project.		
NA	C103.1	Construction documents - General	For an alteration project, indicate if there is no envelope scope included in the project.		
NA	C402.1.1.1	Low energy spaces	Identify low energy spaces on plans; include calculations if applicable that demonstrate eligibility for envelope provisions exemption		
NA	C402.1.1.2	Semi-heated spaces	Identify semi-heated spaces on plans, include mechanical heating system type and calculations that demonstrate eligibility for wall insulation exemption		
NA	C402.1.1.3	Greenhouse spaces	Identify greenhouse spaces on plans; include non-opaque assembly information and mechanical heating system type if applicable, that demonstrates eligibility for envelope provisions exemption		
NA	C402.1.2	Equipment buildings	Provide building sf area, average wall and roof U-factor, installed electrical and mechanical equipment information and heating setpoint restriction, that demonstrates eligibility for envelope provisions exemption		
NA	C402.1.2.1	Standalone elevator hoistways	Provide building area, average wall and roof U-factor, installed mechanical equipment information and heating setpoint restriction, that demonstrates eligibility for envelope provisions exemption		
NA	C410.2	Walk-in cooler and freezer spaces	Identify walk-in cooler and freezer spaces on plans; including site assembled, site constructed and prefabricated units		
NA			Identify warehouse cooler and freezer spaces on plans		
NA	C101.4.1	Mixed residential & commercial building	Identify spaces with different occupancy requirements on plans		
NA	C503.2	Change of space conditioning alteration	Identify on plans existing unconditioned spaces changing to semi-heated or conditioned space, and existing semi-heated spaces changing to conditioned space; provide calculations for existing and final level of space conditioning		
NA	C505.1	Change of occupancy alteration	Identify on plans existing F, S and U-occupancy spaces undergoing a change in occupancy and final occupancy type		

REGISTERED ARCHITECT
6093
LAWRENCE S. HOUSTON
STATE OF WASHINGTON

ARCHITECT
LAWRENCE HOUSTON, ARCHITECT
10002 17th NE Ave
SEATTLE, WA 98125
P:206.819.1279
lawrencehouston@comcast.net

PERMIT SET

△	REVISION
1	

SPRING OF LIFE CHURCH ADDITION
4711 16TH ST SW
MUKILTEO, WA 98272

ENERGY WORKSHEETS

A9.1

Building Envelope Requirements List, pg 6 of 9

2018 WSEC Requirements for Commercial Buildings including Group R2, R3 & R4 over 3 stories & all R1 -- Administered by ©2022 NEEA, All rights reserved

The following information is necessary to check a building permit application for compliance with the building envelope requirements in the Washington State Energy Code, Commercial Provisions.
For questions about this report, contact WSEC Commercial Technical Support at 360-539-5300 or via email at com.techsupport@waenergycodes.com

ADDITIONAL EFFICIENCY CREDITS - ENHANCED ENVELOPE PERFORMANCE					
NA	C406.10	Enhanced envelope performance	To comply with additional efficiency credit, demonstrate envelope thermal performance compliance via component performance; provide WSEC envelope compliance reports that demonstrate Proposed Total UA is 15% lower than the Allowable Total UA		
AIR LEAKAGE					
YES	C402.5.1.1	Air barrier construction and sealing	Identify location and provide diagram of continuous air barrier in plans and sections	A4.0 Sections	
YES			Provide details for all joints, transitions in materials, penetrations in air barrier and note method of sealing (caulked, gasketed, or other approved method)	A8.1 Details	
NA	C402.5.3 C402.1.3 C402.1.4	Rooms containing fuel burning space conditioning appliances	For room(s) located within the conditioned space that contain non-direct vent fuel-burning appliances that require outdoor air for combustion, indicate method of isolation from the conditioned space; include sealing of walls, floor and ceiling of room, doorway gasketting and sealing around ductwork and piping penetrations		
NA			Indicate walls, floor and ceiling of the room envelope are insulated to the same level required for exterior envelope, and combustion air ductwork that passes thru conditioned space is insulated to at least R-8		
YES	C402.5.4	Doors and access openings to shafts, chutes, stairways and elevator lobbies	Indicate locations of all doors and access openings to shafts, chutes, stairways and elevator lobbies	A2.11 Fist Flr Plan, A2.21 Second Flr Plan	
YES			Indicate method of sealing of these openings (gasketing, weatherstripping, other sealing method); or exception taken	A7.0 Schedules	
NA	C402.5.5 C403.7.8	Outdoor air intakes, exhausts and relief openings	Indicate locations of all stairway enclosure, elevator shaft and building pressurization relief openings, outside air intakes and exhaust openings		
NA			Note in envelope plans that all relief, outside air intake and exhaust openings shall be provided with dampers in accordance with Mechanical Section C403.7.8		
YES	C402.5.8	Recessed lighting in building envelope	Indicate method of sealing between light fixture housing and wall or ceiling	A8.1 Details	
YES			Note in envelope plans that all recessed lighting fixtures shall be IC rated and have an air leakage rating not greater than 2 cfm per ASTM E283 test; include these requirements in lighting fixture schedules	A0.0 Cover Sheet/ Energy Notes	
NA	C402.5.6	Loading dock seals	Indicate weather seal at cargo and loading dock doors		

Building Envelope Requirements List, pg 5 of 9

2018 WSEC Requirements for Commercial Buildings including Group R2, R3 & R4 over 3 stories & all R1 -- Administered by ©2022 NEEA, All rights reserved

The following information is necessary to check a building permit application for compliance with the building envelope requirements in the Washington State Energy Code, Commercial Provisions.
For questions about this report, contact WSEC Commercial Technical Support at 360-539-5300 or via email at com.techsupport@waenergycodes.com

NA	C402.1.5.2	Roof/skylight target area adjustment	Indicate if component performance with target area adjustment will be used to account for skylight area in excess of the prescriptive maximum allowed; include target area adjustment in WSEC envelope compliance reports		
YES	C402.4 C402.4.3.4 C303.1.3	U-factors, SHGC and VT for all fenestration assemblies	Indicate U-factors, SHGC and VT values in fenestration schedules	A7.0 Schedules	
NA			Indicate if an area-weighted U-factor is used for multiple fenestration elements within the same fenestration category per Table C402.4; provide area-weighted U-factor calculation		
YES			Indicate if values are NFRC or default; if default then specify frame type, glazing layers, gap width, low-e coatings, gas-fill	A0.0 Cover Sheet/ Energy Notes	
YES	C402.4.3	Permanent shading devices	For each group of windows with similar orientation and overhang or permanent projection geometry, provide projection factor calculations (Equation C4-6) for north and non-north orientations	A7.0 Schedules	
NA	C402.4.2	Single story spaces requiring skylights	Provide list of enclosed, single story spaces that exceed 2,500 sf; for each space identify the space use, floor area, floor to ceiling height, whether skylights are installed, and any exception taken		
NA			Provide calculations for percentage of conditioned floor area located within a toplit daylight zone; if exception is taken for spaces where the total floor area minus the sidelit zone area is less than 2,500 sf, include percentage of conditioned floor area located within a sidelit daylight zone in calculations		
NA			Provide calculations for percentage of skylight area in each space over 2,500 SF, OR		
NA			Provide calculations for skylight effective aperture (Equation C4-5) for each space over 2,500 SF		
NA			Indicate haze factor of skylight glazing material or diffuser		
NA	C410.2	Walk-in and warehouse cooler and freezer envelope	Indicate insulation R-value in cooler and freezer wall and ceiling assemblies		
NA			Indicate cooler and freezer door insulation R-value; indicate method of minimizing infiltration (strip doors, curtains, spring-hinged doors, etc); provide automatic door closure (or note exception taken)		
NA			For transparent reach-in doors and fixed windows, indicate number of glass panes (double or triple pane); identify whether the interstitial spaces between panes is filled with inert gas or if panes are heat-reflective treated glass		

Building Envelope Requirements List, pg 4 of 9

2018 WSEC Requirements for Commercial Buildings including Group R2, R3 & R4 over 3 stories & all R1 -- Administered by ©2022 NEEA, All rights reserved

The following information is necessary to check a building permit application for compliance with the building envelope requirements in the Washington State Energy Code, Commercial Provisions.
For questions about this report, contact WSEC Commercial Technical Support at 360-539-5300 or via email at com.techsupport@waenergycodes.com

NA			Indicate R-value of continuous insulation on wall section or foundation detail		
NA			Indicate insulation extends down vertically from top of slab and then horizontally under the entire slab		
NA			Indicate method of protection of exposed exterior slab edge insulation		
NA	C402.2.8	Radiant heating system insulation	Indicate insulation R-value behind radiant panels, U-bend/headers and bottom surface of radiantly heated floors (other than heated slab-on-grade)		
YES	C402.4.1 C502.2.1	Vertical fenestration maximum area	Provide total gross sf area of all above grade wall elements and rough opening sf area of all vertical fenestration elements in the building, for the prescriptive max allowed window-to-wall ratio (WWR) calculation in the WSEC envelope compliance reports; demonstrate compliance for each space conditioning category separately	A7.0 Schedules	
NA	C402.4.1.1 C405.2.4.1 C502.2.1	Increased prescriptive maximum vertical fenestration area with daylight zones and controls	Provide calculations showing that not less that 50% of the total conditioned floor area is within a daylight zone; demonstrate compliance for each space conditioning category separately		
NA			Indicate in envelope plans that all lighting fixtures located within daylight zones shall be provided with daylight responsive controls per Section C405.2.4.1		
NA			Indicate that the VT of vertical fenestration is at least 1.1 times the rated SHGC or no less than VT-0.55, whichever is greater		
NA	C402.4.1.3 C502.2.1	Increased prescriptive maximum vertical fenestration area with high-performance glazing	Indicate high performance U-factors and SHGC values in fenestration schedules		
NA			Indicate if an area-weighted U-factor is used for multiple fenestration elements within the same fenestration category per Table C402.4; provide area-weighted U-factor calculation		
NA	C402.1.5	Wall/vertical fenestration target area adjustment	Indicate if component performance with target area adjustment will be used to account for vertical fenestration area in excess of the prescriptive maximum allowed; include target area adjustment in WSEC envelope compliance reports		
YES	C402.4.1 C502.2.2	Skylight maximum area	Provide total gross sf area of roof, and rough opening sf area of all skylight elements in the building, for the prescriptive max allowed skylight-to-roof ratio (SRR) calculation in the WSEC envelope compliance reports; demonstrate compliance for each space conditioning category separately	A7.0 Schedules	

REGISTERED ARCHITECT 6093 LAWRENCE S. HOUSTON STATE OF WASHINGTON

ARCHITECT
LAWRENCE HOUSTON, ARCHITECT
10002 17th NE Ave
SEATTLE, WA 98125
P:206.819.1279
lawrencehouston@comcast.net

PERMIT SET

△	REVISION
1	

SPRING OF LIFE CHURCH
ADDITION
4711 16TH ST SW
MUKILTEO, WA 98272

ENERGY
WORKSHEETS

A9.2

Building Envelope Requirements List, pg 9 of 9

2018 WSEC Requirements for Commercial Buildings including Group R2, R3 & R4 over 3 stories & all R1 -- Administered by ©2022 NEEA, All rights reserved

The following information is necessary to check a building permit application for compliance with the building envelope requirements in the Washington State Energy Code, Commercial Provisions.
For questions about this report, contact WSEC Commercial Technical Support at 360-539-5300 or via email at com.techsupport@waenergycodes.com

YES	C103.6.3	Project close out documentation requirements	Indicate in plans that project close out documentation is required including applicable calculations, WSEC envelope compliance reports, and fenestration NFRC rating certificates	A0.0 Cover Sheet / Energy Notes	

Building Envelope Requirements List, pg 8 of 9

2018 WSEC Requirements for Commercial Buildings including Group R2, R3 & R4 over 3 stories & all R1 -- Administered by ©2022 NEEA, All rights reserved

The following information is necessary to check a building permit application for compliance with the building envelope requirements in the Washington State Energy Code, Commercial Provisions.
For questions about this report, contact WSEC Commercial Technical Support at 360-539-5300 or via email at com.techsupport@waenergycodes.com

NA	C406.9	Reduced air infiltration	To comply with additional efficiency credit, indicate in project documents that the building enclosure air leakage test results shall not exceed 0.17 cfm/ft2 at 0.3 in. wg (75 Pa); all documentation requirements per C103.2 and C402.5.1.2 apply		
ALTERATIONS					
NA	C503.1 C503.3.1	Roof alteration - insulation	For a roof alteration where existing ceiling cavities are exposed, indicate cavities are insulated to full depth at minimum nominal value of R-3.0 per inch		
NA			For a roof covering replacement where insulation is installed entirely above the roof deck, indicate insulation complies with requirements for new construction per Tables C402.1.3 or C402.1.4		
NA	C503.1	Wall and floor alteration - insulation	For a wall or floor alteration (floor over outdoor or unconditioned space) where existing envelope cavities are exposed, indicate cavities are insulated to full depth at minimum nominal value of R-3.0 per inch		
NA	C503.3.2	Addition of vertical fenestration	Where the addition of new vertical fenestration results in a window-to-wall ratio (WWR) exceeding the prescriptive maximum allowed per C402.4.1, demonstrate method of compliance (prescriptive vertical fenestration alternate, component performance with target area adjustment for the alteration area and existing-to-remain areas combined, or total building performance per C407); demonstrate for each space conditioning category separately		
NA	C503.3.3	Addition of skylights	Where the addition of new skylights results in a skylight-to-roof ratio (SRR) exceeding the prescriptive maximum allowed per C402.4.1, demonstrate method of compliance (component performance compliance with target area adjustment for the alteration area and existing-to-remain areas combined, or total building performance per C407), demonstrate for each space conditioning category separately		
NA	C103.2 C103.6.3 C503.2 C505.1	Change in space conditioning or occupancy compliance documentation	Indicate envelope alteration thermal performance compliance path (prescriptive or component performance with 110% allowance); provide WSEC envelope compliance reports		
NA	C103.2 C103.6.3 C503.2C 505.1	Change in space conditioning or occupancy compliance documentation	If complying via total building performance with 110% allowance, provide a list of all proposed envelope component types, areas and U-values		
PROJECT CLOSE OUT DOCUMENTATION					

Building Envelope Requirements List, pg 7 of 9

2018 WSEC Requirements for Commercial Buildings including Group R2, R3 & R4 over 3 stories & all R1 -- Administered by ©2022 NEEA, All rights reserved

The following information is necessary to check a building permit application for compliance with the building envelope requirements in the Washington State Energy Code, Commercial Provisions.
For questions about this report, contact WSEC Commercial Technical Support at 360-539-5300 or via email at com.techsupport@waenergycodes.com

NA	C402.5.7	Vestibules	Indicate locations and dimensions of vestibules for building entrances; also indicate vestibule information for exit-only doors in buildings where separate doors for entering and exiting are provided		
NA			Indicate locations of all building entrances and exit-only doors provided with an air curtain in lieu of a vestibule		
NA			Indicate exception and criteria utilized for all building entrances and exit-only doors that do not have a vestibule or air curtain		
NA			Indicate required performance for air curtains installed per Exception 7		
NA			For unconditioned vestibules, indicate which envelope assembly (interior or exterior) complies with the requirements for a conditioned space		
YES	C103.2 C402.5.1.2C 402.5.1.2.1 R402.4.1.2	Building enclosure air leakage test	Indicate in project documents that building enclosure air leakage testing is required for WSEC compliance	A0.0 Cover Sheet / Energy Notes	
YES			Provide area calculations that account for all six sides of the air barrier boundaries	A2.40 Air Barrier Plans	
YES			For commercial buildings, indicate that building enclosure air leakage testing shall be performed per ASTM C779 (or equivalent method approved by the code official) and the target leakage rate is 0.25 cfm/ft2 (1.5 L/s*m2) at 0.3 in. wg (75 Pa)	A0.0 Cover Sheet / Energy Notes	
NA			If the building is mixed residential / commercial and three stories or less above grade plane, indicate which building enclosure air leakage test procedure will be used for the Group R-2 / R-3 areas (Section R402.4.1.2 or C402.5.1.2); if per R402.4.1.2, indicate that the target leakage rate is 5 air changes per hour at 0.2 in. wg (50 Pa)		
YES			Include the following requirements in project documents: (1) Submit building enclosure air leakage test reports to jurisdiction and owner; (2) If initial test result exceeds 0.25 cfm/ft2 (1.5 L/s*m2), indicate that inspection and all practical corrective actions be completed and documented in the air leakage test report; (3) If initial test result exceeds 0.40 cfm/ft2 (2.0 L/s*m2), indicate that corrective actions shall also include re-testing; (4) Indicate that corrective measures and retesting must be repeated until the test result is 0.40 cfm/ft2 (2.0 L/s*m2) or less; (4) Include air barrier test report in project close out documentation provided to building owner.	A0.0 Cover Sheet / Energy Notes	
ADDITIONAL EFFICIENCY CREDITS - REDUCED AIR INFILTRATION					

REGISTERED ARCHITECT
6093
LAWRENCE S. HOUSTON
STATE OF WASHINGTON

ARCHITECT
LAWRENCE HOUSTON, ARCHITECT
10002 17th NE Ave
SEATTLE, WA 98125
P:206.819.1279
lawrencehouston@comcast.net

PERMIT SET

△	REVISION
1	

SPRING OF LIFE CHURCH ADDITION

4711 16TH ST SW
MUKILTEO, WA 98272

ENERGY WORKSHEETS

A9.3

Fixture Type	Fixture ID	Tradable Surface Type	Quantity of Fixtures (#F)	Watts or Wattage Limit per Fixture (WpF)	Total Linear Feet (LF)	Watts per Linear Foot (WpLF)	Total Watts Proposed (#F x WpF) or (LF x WpLF)
Individual Fixtures							
Wall-mounted	Wall-mounted sconce	Building entrances and exits - Entry canopies	3	14			42
						Tradable Proposed Total	**42**

LIGHTING COMPLIANCE SUMMARY

2018 WSEC Compliance Forms for Commercial Buildings including Group R2, R3 & R4 over 3 stories and all R1

Administered by: ©2022 NEEA, All rights reserved

Project & Applicant Information	**Project Title**	Spring of Life Church Addition - 2018 WSEC	For Building Department Use:	**Date: Apr 21, 2022**
	Project Address	4711 116th St Mukilteo, WA 98272		
	Applicant Name	Rowena Javelona		
	Applicant Phone	206-914-3602		
	Applicant Email	njarchitecture05@gmail.com		

For questions about this report, contact WSEC Commercial Technical Support at 360-539-5300 or via email at com.techsupport@waenergycodes.com

General Occupancy	All Commercial		**General Building Use Type**		Education, Other	**Building Cond. Floor Area**	9,021
General Project Types	New Building	**New Building or Addition Lighting Scope**	Interior Lighting Exterior Lighting	**Alteration Lighting Scope**		**Project Cond. Floor Area**	9,021
						Floors Above Grade	2
						Compliance Method	Compliance Method 1 - General
Lighting Project Description							

Lighting Compliance Scope and Method	Project Type	Interior / Exterior (Interior includes both interior & parking)	Luminaire Replacement Scope	Compliance Method	LPA Calculation Adjustment	Compliance Verification
	New Building	Interior Lighting		Space by space	No Calculation Adjustments selected	**COMPLIES**
	New Building	Exterior Lighting			Not applicable to exterior	**COMPLIES**
Additional Efficiency Options Included						

Project Title	**Spring of Life Church Addition - 2018 WSEC**	**Date**	**Apr 21, 2022**
Lighting Power Calculation	**NEW BUILDING - INTERIOR LIGHTING**	**Compliance Verification**	**COMPLIES**
Compliance Method	**Space by space**	**LPA Calculation Adjustment**	**none**

Interior Lighting Power Allowance - Space by Space

General Space Type	Specific Space Type	Ceiling Height (Ft)	Gross Interior Area (SF)	LPA (Watts/SF)	Total Watts Allowed (SF x LPA x 1)	Total Proposed Watts (LPD + Display LPD)	Compliance Status
Classroom/lecture/training	General		470	0.71	334		
Classroom/lecture/training	General		359	0.71	255		
Classroom/lecture/training	General		776	0.71	551		
Classroom/lecture/training	General		470	0.71	334		
Classroom/lecture/training	General		500	0.71	355		
Corridors	General		284	0.41	116		
Corridors	General		164	0.41	67		
Lobby	General		142	0.84	119		
Locker room			177	0.52	92		
Restroom	General		192	0.63	121		
Restroom	General		195	0.63	123		
Restroom	General		40	0.63	25		
Restroom	General		41	0.63	26		
Stairwell	Enclosed fire-rated		162	0.49	79		
Stairwell	Enclosed fire-rated		112	0.49	55		
Storage room	General		121	0.38	46		
Storage room	Less than 50 sf		31	0.51	16		
Gymnasium/fitness center	Playing area		4,256	0.85	3,618		
				Proposed Total LPD		**5236.5**	
			Totals		**6,332**	**5,236**	**COMPLIES**

Proposed Lighting Power Density

Fixture Type	Fixture ID	Quantity of Fixtures (#F)	Watts or Wattage Limit per Fixture (WpF)	Total Linear Feet (LF)	Watts per Linear Foot (WpLF)	Total Watts Proposed (#F x WpF) or (LF x WpLF)
Individual Fixtures						
Troffer	2x4 LED troffer surface-mounted	20	30			600
Troffer	2x2 LED troffer, surface-mounted	7	15			105
Troffer	2X4 LED troffer lay-in	33	30			990
Recessed downlight	6" recessed can lights	29	14			392
Special application	High bay LED	35	90			3,150
					Proposed Total LPD	**5236.5**

Project Title	**Spring of Life Church Addition - 2018 WSEC**	**Date**	**Apr 21, 2022**
Proposed Fixtures Details	**NEW BUILDING - INTERIOR LIGHTING**		

Fixture Type/Application	Fixture ID	Location in Documents	Lamp Type		New or Existing-to-Remain
Individual Fixtures					
Troffer	2x4 LED troffer surface-mounted	A2.31 First Floor RCP	LED		New
	Fixture Description: 2x4 LED troffer surface-mounted			Are these fixtures located within a daylight zone?: No	
	Do these fixtures require specific application lighting controls?: Exit access & egress lighting per IBC Section 1006.1				
Troffer	2x2 LED troffer, surface-mounted	101	LED		New
	Fixture Description: 2x2 LED troffer surface-mounted			Are these fixtures located within a daylight zone?: No	
	Do these fixtures require specific application lighting controls?: None required				
Troffer	2X4 LED troffer lay-in	Sheet A2.32 Second Floor RCP	LED		New
	Fixture Description: 2X4 LED troffer lay-in			Are these fixtures located within a daylight zone?: Yes, controls provided	
	Daylight zone location(s): Both sidelit and toplit daylight zones			Dimming method: Continuous dimming	
	Do these fixtures require specific application lighting controls?: None required				
Recessed downlight	6" recessed can lights	A2.31 through A2.32A RCP	LED		New
	Fixture Description: 6" recessed can lights			Are these fixtures located within a daylight zone?: Yes, controls provided	
	Daylight zone location(s): Both sidelit and toplit daylight zones			Dimming method: Continuous dimming	
	Do these fixtures require specific application lighting controls?: Exit access & egress lighting per IBC Section 1006.1				
Special application	High bay LED	A2.32 and A2.32A Second Floor RCP	LED		New
	Fixture Description: High bay LED			Are these fixtures located within a daylight zone?: Yes, controls provided	
	Daylight zone location(s): Sidelit daylight zones (primary and/or secondary)			Dimming method: Continuous dimming	
	Do these fixtures require specific application lighting controls?: None required				

Project Title	**Spring of Life Church Addition - 2018 WSEC**	**Date**	**Apr 21, 2022**
Lighting Power Calculation	**NEW BUILDING - EXTERIOR LIGHTING**	**Compliance Verification**	**COMPLIES**
Exterior Lighting Zone	**ZONE 2**	**Base Site Allowance**	**400**

Exterior Tradable Lighting Power Allowance

Tradable Surface	Tradable Surface Sub-Type	Surface Area (SF)	LPA (Watts/SF)	Linear Feet (LF)	LPA (Watts/LF)	Total Watts Allowed (LPA x SF) or (LPA x LF)	Total Tradable Proposed Watts	Tradable Compliance Status
Building entrances and exits	Entry canopies	120	0.25			30		
					Base Site Allowance	400		
					Totals	430	42	COMPLIES

Proposed Tradable Lighting Power Density

ARCHITECT
LAWRENCE HOUSTON, ARCHITECT
10002 17th NE Ave
SEATTLE, WA 98125
P:206.819.1279
lawrencehouston@comcast.net

PERMIT SET

△	REVISION
1	

SPRING OF LIFE CHURCH ADDITION
4711 16TH ST SW
MUKILTEO, WA 98272

LIGHTING COMPLIANCE

A9.4

Lighting, Motor and Electrical Requirements List, pg 6 of 10

2018 WSEC Requirements for Commercial Buildings including Group R2, R3 & R4 over 3 stories & all R1 -- Administered by ©2022 NEEA, All rights reserved

The following information is necessary to check a permit application for compliance with the lighting systems, motors and electrical system requirements in the Washington State Energy Code, Commercial Provisions.
For questions about this report, contact WSEC Commercial Technical Support at 360-539-5300 or via email at com.techsupport@waenergycodes.com

NA			For all installed luminaires, indicate in lighting fixture schedule whether complying via lighting power density or by qualifying lamp type; if by lamp type, include number of lamps		
INTERIOR LIGHTING POWER CALCULATION - INDICATE COMPLIANCE PATH TAKEN					
NA	C405.4.2.1	Building Area Method	Demonstrate that total proposed wattage per building area does not exceed maximum allowed wattage per building area; identify locations of building areas on plans; provide WSEC exterior lighting compliance reports		
YES	C405.4.2.2	Space-By-Space Method	Demonstrate that total proposed wattage does not exceed maximum allowed wattage; identify locations of space types on plans, including retail display areas and areas with display, highlight and decorative lighting; provide WSEC exterior lighting compliance reports	Sheets AA2.31, A2.31A, A2.32, A2.32A RCP	
ADDITIONAL EFFICIENCY CREDITS - REDUCED INTERIOR LIGHTING POWER DENSITY					
NA	C406.3.1 C406.3.2	Reduced interior lighting power density	To comply with additional efficiency credit, demonstrate that total connected interior lighting wattage is 10% or 20% less than the total maximum allowed lighting wattage for the area the reduced lighting power credit is being applied to; indicate whether lighting power allowance is based on the building area method or space-by-space method; provide WSEC exterior lighting compliance reports		
NA	C406.3	Reduced interior lighting power density - dwelling unit lamp efficacy	For project with dwelling units, to comply with additional efficiency credit indicate in lighting fixture schedule that lamps within installed interior luminaires have an efficacy rating of at least 65 lumens per watt; include number of lamps and provide calculations that demonstrate at least 95% of lamps have this efficacy rating		
EXTERIOR LIGHTING POWER & EFFICACY					
YES	C405.5.2	Total connected exterior lighting power	Include all luminaires in exterior lighting fixture schedule; indicate fixture types, lamps, ballasts, and manufacturer's watts per fixture for the installed lamp	Sheets AA2.31, A2.31A, A2.32, A2.32A RCP	
NA			Identify exterior applications eligible for lighting power exemption on plans and in WSEC exterior lighting compliance reports; indicate exception applied		
YES	C405.5.3(1)	Exterior lighting zone	Indicate building exterior lighting zone as specified by the AHJ	Sheets AA2.31, A2.31A, A2.32, A2.32A RCP	
NA	C405.5.1	Exterior building grounds lighting	For building grounds fixtures rated at greater than 50 watts, indicate rated lamp efficacy (in lumens per watt) in fixture schedule		
EXTERIOR LIGHTING POWER CALCULATION					

Lighting, Motor and Electrical Requirements List, pg 5 of 10

2018 WSEC Requirements for Commercial Buildings including Group R2, R3 & R4 over 3 stories & all R1 -- Administered by ©2022 NEEA, All rights reserved

The following information is necessary to check a permit application for compliance with the lighting systems, motors and electrical system requirements in the Washington State Energy Code, Commercial Provisions.
For questions about this report, contact WSEC Commercial Technical Support at 360-539-5300 or via email at com.techsupport@waenergycodes.com

NA	C405.2.7	Area controls - Master control switches and circuit power limit	Indicate location(s) of master control switch(es) intended to control multiple independent switches; circuit breaker may not be used as a master control switch	Electrical bidder design	
NA			Verify that no 20 amp circuit controlled by a single switch or automatic control is loaded beyond 80%	Electrical bidder design	
ADDITIONAL EFFICIENCY CREDIT - ENHANCED INTERIOR LIGHTING CONTROLS					
NA	C406.4	Enhanced digital lighting controls	To comply with additional efficiency credit, indicate on plans that interior lighting fixtures are configured with all of the following control functions, as applicable: 1) Each fixture is individually addressed, or exception taken; 2) Fixtures are configured for continuous dimming; 3) No more than eight fixtures are controlled by a single daylight sensor; 4) In enclosed and open office areas, illumination levels of overhead general area lighting is configured to be individually adjusted by occupants		
NA			Include calculations that demonstrate the total lighting power of all interior lighting fixtures configured with enhanced lighting controls is no less than 90% of the total interior lighting power for the area the enhanced lighting controls credit is being applied to		
INTERIOR LIGHTING POWER & EFFICACY					
NA	C405.4.1 C405.4.2	Total connected interior lighting power	Include all luminaires in interior lighting fixture schedule; indicate fixture types, lamps, ballasts, and manufacturer's watts per fixture for the installed lamp	Electrical bidder design	
NA			Identify spaces eligible for lighting power exemption on plans and in WSEC interior lighting compliance reports; indicate the exception applied	Electrical bidder design	
NA			Identify lighting equipment eligible for lighting power exemption in fixture schedule and in WSEC interior lighting compliance reports; indicate the exception applied	Electrical bidder design	
NA	C405.1 C405.1.1	Lighting in dwelling units (multifamily)	For all installed luminaires, include lamp type and number of lamps in lighting fixture schedule; for lamps that are not LED, T-8 or small diameter fluorescent, indicate efficacy of other lamp types is 65 lumens per watt or greater		
NA			For all installed luminaires, indicate in lighting fixture schedule whether complying via lighting power density or by qualifying lamp type; if by lamp type, include number of lamps		

Lighting, Motor and Electrical Requirements List, pg 4 of 10

2018 WSEC Requirements for Commercial Buildings including Group R2, R3 & R4 over 3 stories & all R1 -- Administered by ©2022 NEEA, All rights reserved

The following information is necessary to check a permit application for compliance with the lighting systems, motors and electrical system requirements in the Washington State Energy Code, Commercial Provisions.
For questions about this report, contact WSEC Commercial Technical Support at 360-539-5300 or via email at com.techsupport@waenergycodes.com

NA			Indicate on plans that non-visual lighting are controlled independently from both general area lighting and other lighting applications within the same space		
NA			Indicate method of manual lighting control and applicable automatic lighting control		
YES	C405.2.5, Item 5	Means of egress lighting	Identify on plans egress fixtures that function as both normal and emergency means of egress illumination	Sheets AA2.31, A2.31A, A2.32, A2.32A RCP	
YES			Provide calculation of lighting power density of total egress lighting	Sheets AA2.31, A2.31A, A2.32, A2.32A RCP	
YES			If total egress lighting power density is greater than 0.02 W/sq. ft., indicate on plans egress fixtures requiring automatic shut-off during unoccupied periods	Sheets AA2.31, A2.31A, A2.32, A2.32A RCP	
YES			Indicate method of automatic shut-off control	Sheets AA2.31, A2.31A, A2.32, A2.32A RCP	
NA	C405.4.1 C405.4.2	Lighting control of exempt interior lighting	Indicate that exempt interior lighting equipment and lighting located within spaces that are eligible for a lighting power exemption are controlled independently from non-exempt and general area lighting		
NA	C405.2.6	Exterior lighting controls	For decorative exterior lighting, indicate on plans automatic daylight shut-off controls, or exception taken		
YES			For exterior lighting that is not decorative, indicate on plans automatic daylight or time-switch shut-off controls and setback controls; or indicate exception taken	Sheets AA2.31, A2.31A, A2.32, A2.32A RCP	
NA			For lighting requiring setback controls, include control sequence that reduces lighting power by at least 30% between 12am-6am, or from 1 hour after closing to 1 hour before opening, or based upon motion sensor		
YES			For building facade and landscape lighting, indicate control sequence for shut-off control is based on dawn-to-dusk and business opening/closing schedule; indicate whether automatic or time switch controls will be provided for this function	Sheets AA2.31, A2.31A, A2.32, A2.32A RCP	
NA	C405.5.2	Lighting control of exempt exterior lighting	Indicate that exempt exterior lighting and lighting located within exterior areas/surfaces that eligible for a lighting power exemption are controlled independently from non-exempt exterior lighting		
NA	C405.5.4	Exterior gas-fired lighting appliances	Indicate ignition system is a method other then continuously burning pilot light		

REGISTERED ARCHITECT 6093 LAWRENCE S. HOUSTON STATE OF WASHINGTON

ARCHITECT
LAWRENCE HOUSTON, ARCHITECT
10002 17th NE Ave
SEATTLE, WA 98125
P:206.819.1279
lawrencehouston@comcast.net

PERMIT SET

△	REVISION
1	

SPRING OF LIFE CHURCH ADDITION

4711 16TH ST SW
MUKILTEO, WA 98272

LIGHTING ENERGY WORKSHEETS

A9.6

Lighting, Motor and Electrical Requirements List, pg 9 of 10

2018 WSEC Requirements for Commercial Buildings including Group R2, R3 & R4 over 3 stories & all R1 -- Administered by ©2022 NEEA, All rights reserved

The following information is necessary to check a permit application for compliance with the lighting systems, motors and electrical system requirements in the Washington State Energy Code, Commercial Provisions.

For questions about this report, contact WSEC Commercial Technical Support at 360-539-5300 or via email at com.techsupport@waenergycodes.com

NA	C503.6.6	Electrical receptacle alterations	Where new receptacles are added or replaced within an alteration project that is 5,000 sf or larger, indicate receptacles are provided with automatic controls per C405.10, or exception taken		
MOTORS, TRANSFORMERS, ELECTRIC METERS, INTERIOR TRANSPORTATION					
NA	C405.6	Electrical transformers	Include electrical transformer schedule on electrical plans; indicate transformer type, size, efficiency, or exception taken		
NA	C405.11	Feeders and branch circuits	Provide documentation that demonstrates maximum voltage drop across feeders and branch circuits does not exceed 5%	Electrical bidder design	
NA	C405.7	Dwelling unit electrical energy consumption	Indicate on electrical plans that each dwelling unit in Group R-2 has a separate electrical energy meter		
NA	C405.8	Electric motor efficiency	Include all motors, including fractional hp motors, in electric motor schedule on electrical plans; indicate motor type, horsepower, rpm, rated efficiency, or exception applied		
NA	C405.9.1	Elevator cabs	For luminaires in each elevator cab, provide calculations that demonstrate average efficacy is not less than 35 lumens per watt		
NA			For elevators that do not have an integral air conditioning system, indicate rated watts per cfm for elevator cab ventilation fans do not exceed 0.33 watts per cfm		
NA			Indicate automatic controls that de-energize lighting and ventilation fans when elevator is stopped and unoccupied for a period of 15 minutes or more		
NA	C405.9.2	Escalators and moving walks	Indicate escalators comply with ASME A17.1/CSA B44; automatic controls are configured to reduce operational speed to the minimum permitted when not in use		
NA	C405.9.3	Regenerative drive	Indicate all one-way down or reversible escalators are provided with a variable frequency regenerative drive		
DOCUMENTATION AND SYSTEM REQUIREMENTS TO SUPPORT COMMISSIONING (CX)					
NA	C408.4	Scope of electrical power and lighting systems commissioning	Indicate that all electrical systems (receptacles, transformers, motors, vertical and horizontal transportation) for which the WSEC requires control functions and / or configuration to perform specific functions are required to be commissioned		

Lighting, Motor and Electrical Requirements List, pg 8 of 10

2018 WSEC Requirements for Commercial Buildings including Group R2, R3 & R4 over 3 stories & all R1 -- Administered by ©2022 NEEA, All rights reserved

The following information is necessary to check a permit application for compliance with the lighting systems, motors and electrical system requirements in the Washington State Energy Code, Commercial Provisions.

For questions about this report, contact WSEC Commercial Technical Support at 360-539-5300 or via email at com.techsupport@waenergycodes.com

NA			Where new wiring is installed to serve new exterior luminaires and /or luminaires are relocated to a new circuit; indicate automatic lighting controls are provided (C405.2.6)		
NA	C503.6.3	Lighting panel alterations	Where a new interior and/or exterior lighting panel is installed or an existing panel is moved (all new raceway and conductor wiring), indicate all applicable lighting controls requirements apply		
NA	C503.6.4	Newly-created rooms	Where interior space(s) is reconfigured (permanently installed walls or ceiling-height partitions) to create new enclosed spaces, indicate all applicable lighting controls requirements apply		
NA	C504.2	Lighting repairs	Identify existing luminaires being upgraded with bulb and / or ballast replacement; indicate fixture alteration does not increase existing fixture wattage		
NA	C505.1	Change of interior space use	Identify spaces on plans where the building area type or space use type is being changed from one type to another per Tables C405.4.2(1) or (2)		
NA			Indicate compliance method (building area or space-by-space); include all new and existing-to-remain luminaires in WSEC interior lighting compliance reports; indicate proposed lighting wattage does not exceed maximum allowed per compliance path		
RECEPTACLES					
NA	C405.10	Controlled receptacles	Identify all controlled and uncontrolled receptacles on electrical plans in each space in which they are required; include receptacle configuration such as spacing between controlled and uncontrolled, duplex devices, etc		
NA			Provide schedule that lists the number of controlled and uncontrolled receptacles in each space where controlled receptacles are required - classrooms, private offices, open office areas, conference rooms, copy rooms, break rooms and modular partitions/workstations		
NA			Indicate on plans the method of automatic control for each controlled receptacle zone (occupant sensor or programmable time-of-day control); indicate that each zone served by a single controller does not exceed 5,000 sf		
NA	C405.2.5, Item 2	Switched receptacles in sleeping units	Indicate method of automatic off control of all switched receptacles in sleeping units (vacancy or key card control)		

Lighting, Motor and Electrical Requirements List, pg 7 of 10

2018 WSEC Requirements for Commercial Buildings including Group R2, R3 & R4 over 3 stories & all R1 -- Administered by ©2022 NEEA, All rights reserved

The following information is necessary to check a permit application for compliance with the lighting systems, motors and electrical system requirements in the Washington State Energy Code, Commercial Provisions.

For questions about this report, contact WSEC Commercial Technical Support at 360-539-5300 or via email at com.techsupport@waenergycodes.com

NA	C405.5.3	Tradable allowances	Demonstrate that total proposed tradable surface wattage does not exceed maximum allowed tradable surface wattage (including base site allowance); identify locations of tradable surfaces on plans; provide WSEC exterior lighting compliance reports		
NA			Demonstrate that proposed wattage per non-tradable surface type does not exceed maximum allowed wattage per non-tradable surface type (including base site allowance remaining after tradable allowance calculation); identify locations of non-tradable surfaces on plans; provide WSEC exterior lighting compliance reports		
LIGHTING ALTERATIONS					
NA	C503.6.1	Interior and parking garage lighting fixture alterations	Where ≥ 50% of existing luminaires in an interior space or parking garage are replaced; indicate compliance path (building area or space-by-space method); include all new and existing-to-remain luminaires in WSEC interior lighting compliance reports; indicate proposed lighting wattage does not exceed maximum allowed per compliance path		
NA			Where < 50% of existing luminaires in an interior space or parking garage are replaced; indicate total existing lighting wattage in each space prior to alteration; include all new and existing-to-remain luminaires in WSEC interior lighting compliance reports; indicate proposed total lighting wattage in alteration area does not exceed total existing lighting wattage prior to alteration		
NA			Where ≥ 50% of existing exterior lighting wattage is replaced; include all new and existing-to-remain luminaires in WSEC exterior lighting compliance reports; indicate proposed total exterior lighting wattage does not exceed maximum allowed		
NA			Where < 50% of existing exterior lighting wattage is replaced; indicate total existing lighting wattage prior to alteration; include all new and existing-to-remain luminaires in WSEC interior exterior compliance reports; indicate proposed total exterior lighting wattage does not exceed total existing wattage prior to alteration		
NA	C503.6.2	Interior lighting wiring and circuiting alterations	Where new wiring is installed to serve new interior luminaires and /or luminaires are relocated to a new circuit; indicate manual and automatic lighting controls are provided (as applicable) - manual (C405.2.3); occupancy sensor (C405.2.1); light reduction (C405.2.3); daylight responsive (C405.2.4); specific application (C405.2.5)		

REGISTERED ARCHITECT 6093 LAWRENCE S. HOUSTON STATE OF WASHINGTON

ARCHITECT
LAWRENCE HOUSTON, ARCHITECT
10002 17th NE Ave
SEATTLE, WA 98125
P:206.819.1279
lawrencehouston@comcast.net

PERMIT SET

△	REVISION
1	

SPRING OF LIFE CHURCH ADDITION
4711 16TH ST SW
MUKILTEO, WA 98272

LIGHTING ENERGY WORKSHEETS

A9.7